

# LCFF Budget Overview for Parents

Local Educational Agency (LEA) Name: Da Vinci Communications

CDS Code: 19768690131128

School Year: 2021-22

LEA contact information:

Erin D'Souza

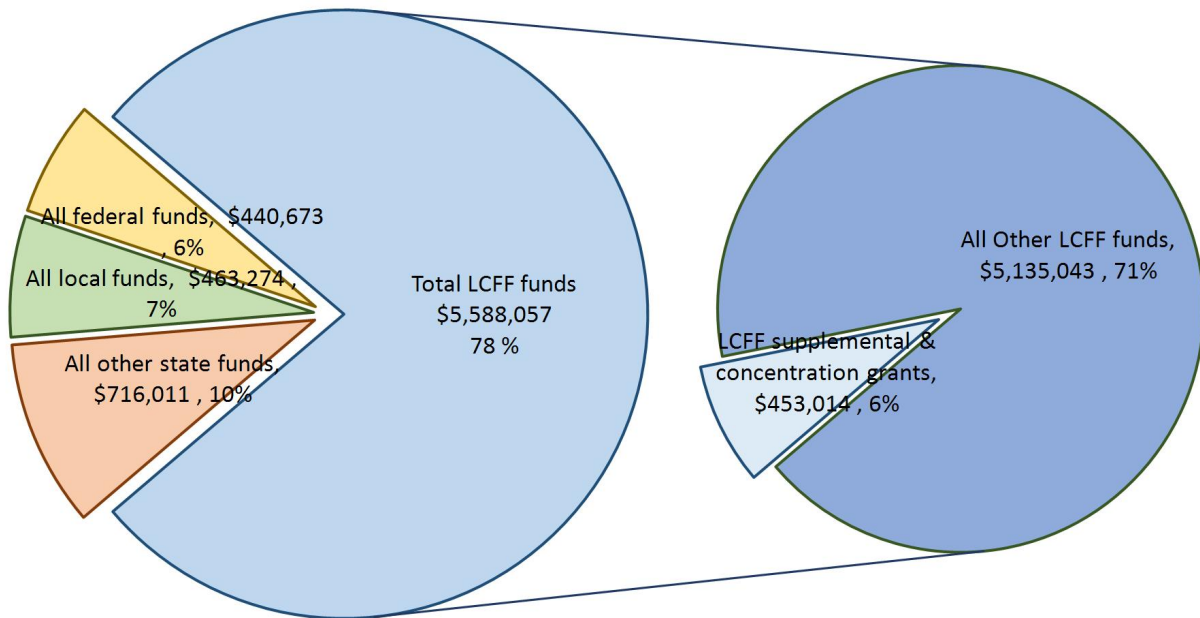
Principal

310-725-5800

School districts receive funding from different sources: state funds under the Local Control Funding Formula (LCFF), other state funds, local funds, and federal funds. LCFF funds include a base level of funding for all LEAs and extra funding - called "supplemental and concentration" grants - to LEAs based on the enrollment of high needs students (foster youth, English learners, and low-income students).

## Budget Overview for the 2021-22 School Year

### Projected Revenue by Fund Source

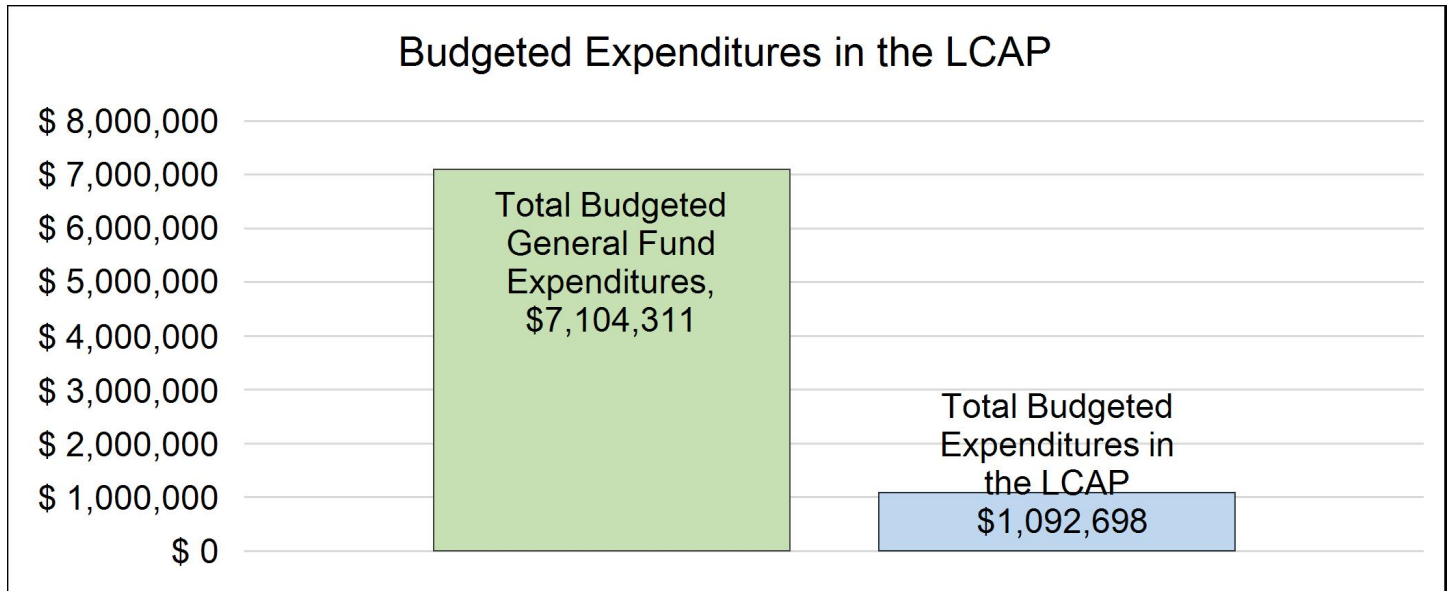


This chart shows the total general purpose revenue Da Vinci Communications expects to receive in the coming year from all sources.

The total revenue projected for Da Vinci Communications is \$7,208,015, of which \$5588057 is Local Control Funding Formula (LCFF), \$716,011 is other state funds, \$4632,74 is local funds, and \$440,673 is federal funds. Of the \$5588057 in LCFF Funds, \$453,014 is generated based on the enrollment of high needs students (foster youth, English learner, and low-income students).

# LCFF Budget Overview for Parents

The LCFF gives school districts more flexibility in deciding how to use state funds. In exchange, school districts must work with parents, educators, students, and the community to develop a Local Control and Accountability Plan (LCAP) that shows how they will use these funds to serve students.



This chart provides a quick summary of how much Da Vinci Communications plans to spend for 2021-22. It shows how much of the total is tied to planned actions and services in the LCAP.

Da Vinci Communications plans to spend \$7,104,311 for the 2021-22 school year. Of that amount, \$1,092,698 is tied to actions/services in the LCAP and \$6,011,613 is not included in the LCAP. The budgeted expenditures that are not included in the LCAP will be used for the following:

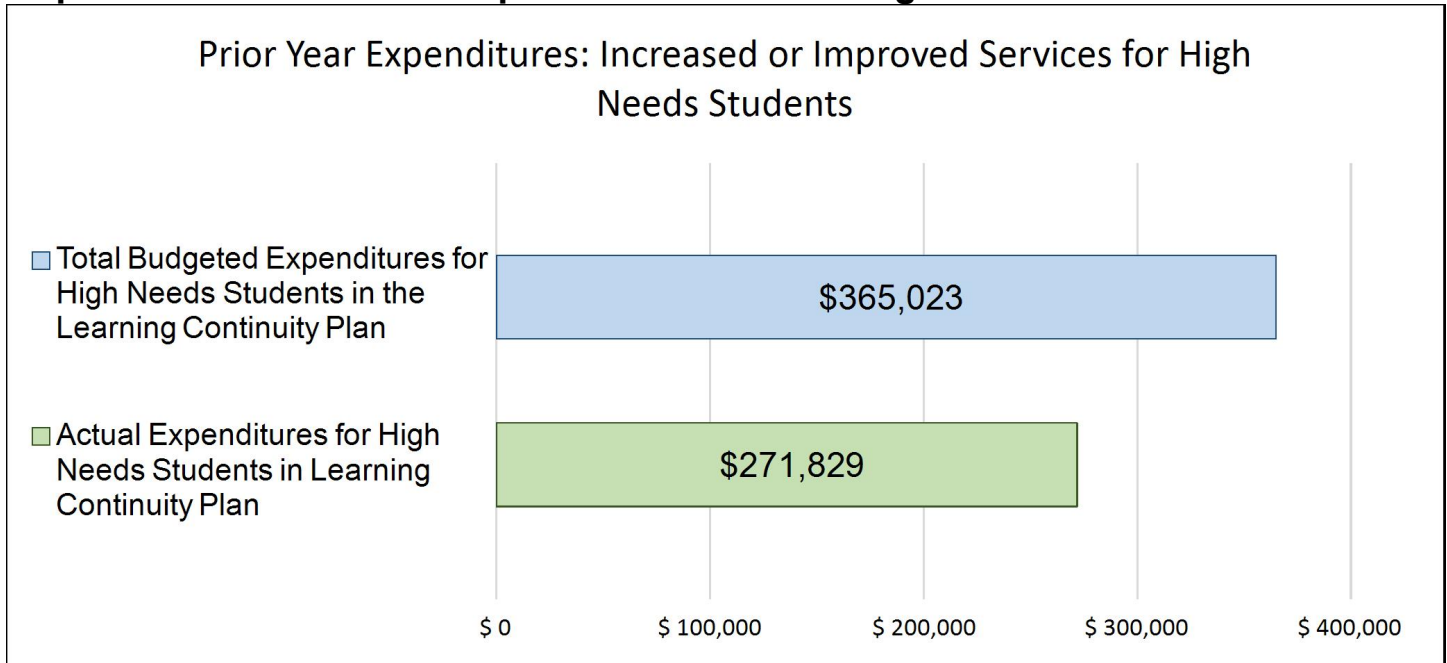
Administrative Personnel Costs. Back Office Support & CMO Fees. Operational, Facility & Other Administrative related expenses

## Increased or Improved Services for High Needs Students in the LCAP for the 2021-22 School Year

In 2021-22, Da Vinci Communications is projecting it will receive \$453,014 based on the enrollment of foster youth, English learner, and low-income students. Da Vinci Communications must describe how it intends to increase or improve services for high needs students in the LCAP. Da Vinci Communications plans to spend \$514,014 towards meeting this requirement, as described in the LCAP.

# LCFF Budget Overview for Parents

## Update on Increased or Improved Services for High Needs Students in 2020-21



This chart compares what Da Vinci Communications budgeted last year in the Learning Continuity Plan for actions and services that contribute to increasing or improving services for high needs students with what Da Vinci Communications estimates it has spent on actions and services that contribute to increasing or improving services for high needs students in the current year.

In 2020-21, Da Vinci Communications's Learning Continuity Plan budgeted \$365,023 for planned actions to increase or improve services for high needs students. Da Vinci Communications actually spent \$271,829 for actions to increase or improve services for high needs students in 2020-21.

Certain Funds were initially planned to support School Nutrition, however due to the Free lunch program that was available, those funds were not needed in this area and were instead used in other areas to support services for high needs students.

# Local Control Accountability Plan

The instructions for completing the Local Control and Accountability Plan (LCAP) follow the template.

Local Educational Agency (LEA) Name	Contact Name and Title	Email and Phone
Da Vinci Communications	Erin D'Souza Principal	edsouza@davincischools.org 310-725-5800

## Plan Summary [2021-22]

### General Information

A description of the LEA, its schools, and its students.

Da Vinci Communications High School (DVC) is a public, nonprofit charter high school chartered by the Wiseburn School District. DVC was founded in 2013 as part of the Next Generation Learning Challenges Grant. Now at full capacity, DVC serves approximately 525 students in grades 9-12. DVC is one of three Da Vinci high schools occupying a new, innovative facility at 201 N. Douglas St. in the Wiseburn School District.

The DVC student body reflects the full socioeconomic and cultural diversity of the local area and the state of California. The school admits students based on an open lottery process with priority given to residents of the Wiseburn School District and siblings of current students. Its current demographics include the following: approximately 50% Latino/Latina, 25% Black, 10% white, 8% multiple races, 5% other, and 2% Asian. Approximately 45% of students receive free or reduced meals at school, and approximately 5% are English learners.

Da Vinci Communications strives to provide an environment in which informed, resourceful and reflective students become college-ready, career-prepared, and community-minded individuals who graduate from post-secondary programs to become productive members and respected leaders in the global community.

DVC's goal is to enable students to become self-motivated, competent, life-long learners through learning that is initiated and pursued by the students under the guidance of the DVC staff. The focus is on providing a high-quality educational program that enables students to achieve proficient to advanced student performance on state standards, while preparing all students to enter their chosen fields of study and career. This is done both in core classes as well as through our Career Pathway classes. The career pathways offered at Da Vinci Communications include Marketing, Journalism, Media Production, and Computer Science. Exposure to these fields of study help students explore various career options while also learning transferable skills that they can take with them wherever they go.

DVC's core values reflect research-validated best practices that consistently produce well-educated, urban students prepared to enter and succeed in college and become educated citizens in the 21st century. We believe that all students, including students in historically

underachieving communities, can successfully learn at high levels. They have a fundamental right to high expectations and quality instruction that prepare them to enter and succeed in college.

## Reflections: Successes

A description of successes and/or progress based on a review of the California School Dashboard (Dashboard) and local data.

Our greatest progress is the development of our career pathways, including our opportunities to do real world projects with industry partners. We have four career pathways with industry alignment, and as a result have opportunities for our students to specialize early in high school in a subject area while concurrently developing leadership abilities as they grow within a specific field modeled after a workplace.

## Reflections: Identified Need

A description of any areas that need significant improvement based on a review of Dashboard and local data, including any areas of low performance and significant performance gaps among student groups on Dashboard indicators, and any steps taken to address those areas.

Our greatest need is our math learning outcomes, as measured by CAASPP results. As a result, we shifted our math curriculum from ALEKS (an online, self-paced math software) to College Preparatory Mathematics (CPM) in 17-18. This transition has been made over the course of the 2016-17 school year in pockets and proceeded in full force in 17-18 and beyond. We have been able to reinforce and support this transition with professional development through CPM. In 20-21 we began assessing students with state IAB exams, as well as look for ways to integrate SBAC-style questioning and SAT/ACT standards into the CPM curriculum in appropriate places as we plan to begin progress monitoring math readiness with annual PSAT scores and IAB interim exams in addition to the CAASPP test. We expect with this set of advantages that we will see growth in our math outcomes as measured by internal measures at DVC over the next several years that track progress. We recognize that it might not necessarily immediately translate to higher CAASPP scores because the scores do not measure student or cohort growth, but rather are a snapshot of a specific set of kids at a specific moment in time. We have also added PSAT and IAB math and English testing in 9-11th grade to help us better monitor and measure student growth as we approach the CAASPP test at the end of 11th grade.

## LCAP Highlights

A brief overview of the LCAP, including any key features that should be emphasized.

This year's LCAP focuses on supporting students through 3 main areas:

- 1) providing students a strong system of support through a robust counseling and academic support program;
- 2) providing students with a high level of academic rigor and relevant career pathways through community engagement and professional development support for teachers; and
- 3) providing students with a safe, collaborative atmosphere through ongoing investment in school culture-building programs.

## Comprehensive Support and Improvement

An LEA with a school or schools eligible for comprehensive support and improvement must respond to the following prompts.

### Schools Identified

A list of the schools in the LEA that are eligible for comprehensive support and improvement.

Da Vinci Communications was identified for Comprehensive Support and Improvement for our low 4- year cohort graduation rate. However, Da Vinci Communications students have the option to postpone earning their diploma and enroll in Da Vinci Extension (DVX), Da Vinci's 13th year early college program established in 2015. 7 students from the class of 2018 (11.9% of the cohort) elected to enroll in DVX, which if added to our 84.7% graduation rate provides a corrected graduation rate of 96.6% for 2018. All DVX students from this cohort are enrolled in college courses during the 2018- 19 school year. Only 2 students from the class of 2019 (3.1% of the cohort) elected to enroll in DVX in 2019, bringing our official 90.6% graduation rate up to 93.7% for 2019. As part of our plans to utilize the funds for CSI, we have hired a Student Success Coordinator to set up systems moving forward for the analysis of student data, including testing, attendance, suspensions, tardies, and more, to ensure students are being successful and on track to graduate. Based on the most recent data, and our improvements, DVC is no longer eligible for CSI and will apply to exit supports as soon as the state provides the process to do so.

### Support for Identified Schools

A description of how the LEA has or will support its eligible schools in developing comprehensive support and improvement plans.

The LEA is the school. The school utilized the WASC review process we were engaged in during the 2018-2019 year and School Site Council meetings to involve all stakeholders in identifying a plan to address the gaps that cause the school to be labeled as CSI. This includes the hiring of a Student Success Coordinator in the 19-20 year to fully analyze the data, create systems to ensure student success moving forward, and build the school culture.

### Monitoring and Evaluating Effectiveness

A description of how the LEA will monitor and evaluate the plan to support student and school improvement.

The LEA and School will monitor the CSI plan and effectiveness through regular updates on the progress related to all LCAP goals and the dashboard in general as well as CSI related data in particular during School Site Council meetings in conjunction with normal LCAP updates to all stakeholders.

# Stakeholder Engagement

A summary of the stakeholder process and how the stakeholder engagement was considered before finalizing the LCAP.

Da Vinci Communications has engaged in meaningful consultation with parents at our school through our School Site Council (SSC). The SSC drives the development of DVC LEA/School Plans for Student Achievement (SPSA) in consultation with our site English Language Advisory Committees. These plans describe the methods and instructional strategies that strengthen our academic program, review intervention supports, and address the needs of all children to ultimately develop the budget for the site's Title I funding. Every year the DVC LEA/SPSA is evaluated, and a new plan is developed and approved by the Board of Trustees. Through the LEA/SPSA, SSCs develop and implement effective parent and family engagement strategies and programs focused on access to instruction (math, English-Language Arts, science), safety, and technology.

SSC/LCAP/LCP Committees that engage families, certificated, and classified staff, work to ensure that DVC is providing appropriate supports to students and a thoughtful and relevant parent engagement program. A portion of DVC Title I funds are used to assist with coordination and facilitation of activities related to these areas of focus. The board policies and administrative regulations ensure parent and family engagement is taking place at the school.

There is an abundance of research supporting parent involvement in relation to positive student outcomes and, specifically, how such involvement acts as a predictor of early adolescents' school bonding and academic achievement. More specifically, several studies examine the ways in which immigrant parents' school involvement has been defined and implemented by schools, barriers to immigrant parents' involvement in schools, and the implications for the development and implementation of practices which promote immigrant parents' involvement in schools (Hajisoteriou, Christina, and Panayiotis Angelides. "Promoting immigrant parental involvement in culturally-diverse schools through a multiple perspectives approach." *International Journal of Pedagogies and Learning* 11.2 (2016): 145-162.). Based on research and input from school surveys, DVC has determined the need for the development of successful systems to increase low income and immigrant parent involvement at school/district events and as a part of stakeholder committee work via staff outreach in Spanish or other languages spoken by parents of English Learners. Our ongoing observations indicate that both outreach efforts are effective in connecting in increasing engagement of parents of low-income, English learners, and foster youth.

Additional stakeholder feedback was gathered in a variety of ways: Parent Surveys, Student Surveys, Staff Surveys, School Site Council Zoom meetings, School Staff Meetings, and Central Office Leadership Meetings.

A summary of the feedback provided by specific stakeholder groups.

The School Site Council provided feedback regarding the actions related to each proposed goal for the LCAP. The School Site Council made the following suggestions: increase access to SAT & ACT preparation courses, increase college-knowledge and individualized support throughout grades 9 - 12, replace the use of APEX for credit recovery opportunities with teacher-led credit recovery, add training for leadership programs (i.e. Peer Mentors), partner with Career-Technical Student Organizations (CTSOs) and other student leadership



organizations to increase and supplement current student leadership opportunities, and offer bonding experiences for students at each grade level, with a specific focus on students new to the DVC community (i.e. transfer students).

School site staff provided feedback regarding the actions related to each proposed goal for the LCAP. The school site staff made the following suggestions: increase professional development opportunities for teachers around school-wide literacy classes, improve Tier 1/Tier 2 system for interventions, and improve support and training for paraeducators and academic coaches.

A description of the aspects of the LCAP that were influenced by specific stakeholder input.

The following changes were made as a direct result of stakeholder feedback: increased SAT & ACT Prep opportunities for all grade levels, increase in money dedicated to grade-level and transfer-student SEL experiences to create an inclusive, welcoming school community, and the increase in money toward leadership development opportunities for students. Stakeholder feedback also informed decisions regarding math and reading interventions and the way in which credit recovery could be approached to better serve our students.



# Goals and Actions

## Goal

Goal #	Description
1	Da Vinci Communications students will have access to the academic materials, instruction, interventions, and facilities necessary to produce excellence in their educational experience and academic outcomes. Courses will be taught by credentialed teachers engaged in the ongoing practice of instructional and curricular development, evaluation, and improvement. Students will learn in facilities that are clean, safe, and well maintained, and will have access to the instructional materials best suited to maximizing learning outcomes.

An explanation of why the LEA has developed this goal.

DVC stakeholders believe that the foundation to an excellent education starts with the basic building blocks of our school. In order for students to continue to grow as well as to remain at the top of their educational game, our school needs to provide students with the facilities, materials, curriculum, and instruction that they need in order to maintain outstanding outcomes.

## Measuring and Reporting Results

Metric	Baseline	Year 1 Outcome	Year 2 Outcome	Year 3 Outcome	Desired Outcome for 2023–24
The school will provide all students access to instructional materials and resources in print or electronic formats.	100% of students had access to instructional materials in print or electronic formats in 2020-21.				100% of students will have access to instructional materials in print or electronic formats
Teachers will be appropriately assigned to their courses and students based on the credentials that they hold.	DVC had 4 total teacher misassignments (15%) in 2020-21.				100% of teachers are properly assigned.
Teachers and administrators will identify and monitor	100% of teachers participated in a reflective evaluation				96% of teachers will participate in a reflective evaluation

Metric	Baseline	Year 1 Outcome	Year 2 Outcome	Year 3 Outcome	Desired Outcome for 2023–24
the ongoing individualized learning needs of each teacher.	process in 19-20. Final evaluation scores were not awarded due to COVID closures				process and earn a positive evaluation.
Teachers will have the opportunity to engage in professional learning time that allows them to reflect, generate, interpret, and disseminate outstanding instructional practices.	On the 2020-21 staff survey, 96% of staff indicate that they Agree or Strongly Agree that, “Leaders ensure time for reflection, generation, interpretation, and dissemination.”				On the staff survey, at least 90% of staff will indicate that they Agree or Strongly Agree that, “Leaders ensure time for reflection, generation, interpretation, and dissemination.”
Students will demonstrate success in their academic curriculum as evidenced by GPAs at or above a 2.0 each term.	84% of students achieved a 2.0 or above unweighted GPA in Fall 2020.				85% of students will remain above a 2.0 unweighted GPA each semester.
Students in need of intervention will have plans in place to support their learning before the end of the first semester each year.	100% of students in need of intervention in Fall 2020 had academic supports in place before Spring 2021.				100% of students in need of intervention in the fall semester will have academic supports in place prior to the spring semester.
Specialized academic plans (IEPs/504s) for already eligible students will be in place and communicated to	100% of newly enrolled IEP students, and 100% of incoming 504 students had DVC specific plans in place within 30 days of enrollment.				100% of eligible IEP or 504 plan students will have a formal DVC plan in place and communicated to their teachers within 30 days of enrollment.

Metric	Baseline	Year 1 Outcome	Year 2 Outcome	Year 3 Outcome	Desired Outcome for 2023–24
teachers within 30 days of enrollment.					
Annual facilities inspection and student safety survey results will find that the school is safe, clean, and well maintained.	The school is safe, clean and well maintained per January 2021 facilities inspection overall rating of 'Exemplary' as well as 98% positive student ratings on the Spring 2021 survey question 'Do you feel safe at school?'				Overall annual facilities inspection rating will remain Good or Exemplary. At least 95% of students will report feeling safe at school.

## Actions

Action #	Title	Description	Total Funds	Contributing
1	Course Materials & Supplies for Project-Based Learning Activities	Students are provided with appropriate course materials necessary to ensure access to the curriculum.	\$46,069.00	No
2	Teacher recruitment and credentialing support	Coordination of BTSA participation activities, teachers who have not cleared their credential are provided a BTSA program in order to do so and Da Vinci covers partial costs. Provide teacher assistance in transferring credential information. Providing support to intern credential holders or those from out of state in obtaining proper credentials. Hiring appropriately credentialed teachers and properly assigning them to courses and learners that they are qualified to teach.	\$3,000.00	No
3	Teacher professional development	Teachers participate in professional development geared specifically toward increasing the academic achievement of the unduplicated count students.	\$7,500.00	Yes

Action #	Title	Description	Total Funds	Contributing
4	Teacher preparation time	Teachers at DVC have double the preparation time as a teacher in a traditional 5 out of 6 period model. This model is principally directed toward targeted unduplicated count students and allows for collaboration time that allows teachers to support targeted and other students through office hours and other individual supports. This extra time will be spent developing real-world project-based, common core guided curriculum. This cost is included in all teacher salaries as an increased expense rather than a singularly noted itemized expense.		No
5	Academic coaching support	Students will have access to academic coaching and tutoring support as needed to support their academic success. Unduplicated students will be given priority to tutoring opportunities.	\$60,000.00	Yes
6	Training for academic coach / paraeducators	Tutoring training for classified staff providing services with the unduplicated count students getting priority.	\$2,500.00	Yes

## Goal Analysis [2021-22]

An analysis of how this goal was carried out in the previous year.

A description of any substantive differences in planned actions and actual implementation of these actions.

Analysis of the 2021-22 goals will occur during the 2022-23 update cycle.

An explanation of material differences between Budgeted Expenditures and Estimated Actual Expenditures.

Analysis of the 2021-22 goals will occur during the 2022-23 update cycle.

An explanation of how effective the specific actions were in making progress toward the goal.

Analysis of the 2021-22 goals will occur during the 2022-23 update cycle.

A description of any changes made to the planned goal, metrics, desired outcomes, or actions for the coming year that resulted from reflections on prior practice.

Analysis of the 2021-22 goals will occur during the 2022-23 update cycle.

**A report of the Estimated Actual Expenditures for last year's actions may be found in the Annual Update Expenditures Table.**

# Goals and Actions

## Goal

Goal #	Description
2	DVC students and families will benefit from a school that is student-centered, inclusive, and caring. DVC is passionate about providing equity in our educational experience and involving parents in the development, progress monitoring, and reflection on their student's educational experience on campus.

An explanation of why the LEA has developed this goal.

DVC students will be most successful in a school where the diversity of their culture, experience, and interests are valued and celebrated. The stakeholders that support them need to be engaged in their goals, progress, and outcomes, as well as have voice in the decisions that impact the educational experience that their students receive.

## Measuring and Reporting Results

Metric	Baseline	Year 1 Outcome	Year 2 Outcome	Year 3 Outcome	Desired Outcome for 2023–24
Parent Attendance at Student Led Conferences	The number of families attending SLCs in 2018-2019 was 97%.				The number of parents attending student led conferences will remain higher than 90% as measured by sign in logs and teacher feedback.
Parent Input in Decision Making	Fall 2019 parent surveys show that 88% of families believe that DVC is Good, Very Good, or Excellent at involving parents in decision-making processes.				At least 85% of families believe that DVC is Good, Very Good, or Excellent at involving parents in decision-making processes.

Metric	Baseline	Year 1 Outcome	Year 2 Outcome	Year 3 Outcome	Desired Outcome for 2023–24
Parent Participation in programs for unduplicated pupils	Fall 2020 parent survey responses to the question: ‘I feel welcome to participate at this school’ are 100% positive (Agree/Strongly Agree) for families whose primary language is other than English, and for those who report being socio-economically disadvantaged.				At least 85% of families who are socio-economically disadvantaged and/or whose primary language is other than English, Agree or Strongly Agree that they feel welcome to participate at DVC.
ADA	2019-20 ADA was calculated from the first day of school until the last day of February due to COVID 19 closures. The 2019-2020 overall rate through the end of February 2020 was 94.94%.				DVC ADA will remain above 95%.
Suspension Rate: DVC students will demonstrate low suspension rates as an indicator of positive engagement in school.	On the 2019 CA Dashboard, 3.4% of students were suspended at least once, an increase of 2.7% from the previous year for an Orange color rating overall.				DVC will decrease the suspension rate to earn and then maintain a Blue or Green rating on CA School Dashboard.
Targeted Suspension Rate:	On the 2019 CA Dashboard, 5% of				DVC will decrease the suspension rates for



Metric	Baseline	Year 1 Outcome	Year 2 Outcome	Year 3 Outcome	Desired Outcome for 2023–24
Socioeconomically disadvantaged and English Learners will have comparably low suspension rates to their peers overall.	SED students were suspended at least once, an increase of 4.5% from the previous year for an Orange color rating for SED students. 6.7% of English Learners were suspended at least once, an increase of 6.7% from the previous year for an Orange color rating for EL students.				SED and EL students to earn and then maintain a Blue or Green rating for both groups on CA School Dashboard.
Student Survey Responses: Diversity & Inclusion	Fall 2020 student surveys asked a new series of questions on diversity & inclusion. DVC students responded to these questions with a weighted average above 4 for all questions, where 4 represents frequently and 5 represents almost always.				Weighted averages for diversity & inclusion questions on the Fall student survey will remain above a 4 for all questions.
Student Survey Responses: Compassionate & Caring Learning Community	On the Spring 2019 student survey, where more than 91% of respondents choose 'good,' 'very good,' or 'excellent' on the annual student survey question, "The degree				More than 85% of respondents choose 'good,' 'very good,' or 'excellent' on the annual student survey question, "The degree to which the school creates a

Metric	Baseline	Year 1 Outcome	Year 2 Outcome	Year 3 Outcome	Desired Outcome for 2023–24
	to which the school creates a compassionate and caring learning community."				compassionate and caring learning community."
Student Survey Responses: Environment of High Integrity, Respect, & Trust	On the Spring 2019 student survey, where more than 81% of respondents choose 'good,' 'very good,' or 'excellent' on the annual student survey question, "How well the school creates an environment of high integrity, respect, and trust."				More than 85% of respondents choose 'good,' 'very good,' or 'excellent' on the annual student survey question, "How well the school creates an environment of high integrity, respect, and trust."

## Actions

Action #	Title	Description	Total Funds	Contributing
1	Parent/guardian engagement & communications	Da Vinci Communications will increase parent participation, input, and involvement through expanded activities including parent nights focused on academics, college preparatory advising, and access to post-secondary options. Families are provided with a calendar of events that is posted and updated on the school website. The school and Da Vinci Schools blogs also provide information regarding parent involvement opportunities, college counseling meetings and other parent-centric events. Staff will continue to communicate via parent emails, and send home of messages and reminders via the computerized school phone system.	\$6,290.00	No
2	Advisory curriculum	Creation and execution of an advisory curriculum that supports increased unduplicated student engagement and connection to other	\$9,000.00	Yes

Action #	Title	Description	Total Funds	Contributing
		students and staff and supports their academic, behavioral, and college readiness success. Stipend will be paid for a teacher to plan and support advisory lessons, activities. Time will be dedicated to developing program needs, gathering lesson plans and activities for students, and disseminating curriculum to teachers.		
3	Extra-curricular activities including freshman Overnighter	Students will have community dialogues that increase student morale. Extracurricular programs and stipends or hourly wages for adults running programs will be offered. Freshmen students will participate in an overnighter trip prior to entering DVC to increase the connectedness of unduplicated students to the school culture. Additional grade-level experiences will be provided for students in 10th grade, 11th grade, and 12th grade, as well as specific experiences for transfer students.	\$40,000.00	Yes
4	Counseling staffing	Counselors will support students more effectively with a lower student to counselor ratio. DVC will continue to staff at a lower student to counselor ratio in comparison to schools in California. DVC ensured a low student to counselor ratio on campus to increase overall student support, including for academics, socioemotional issues, and college support for low-income pupils, English learners, foster youth, and re-designated fluent English proficient pupils.	\$210,000.00	No
5	Administrative Staffing-Assistant Principal	To ensure the academic success of low-income pupils, English learners, foster youth, and redesignated fluent English proficient pupils, the Assistant Principal will provide support in a variety of ways, including meeting with students and parents r.e. academics, attendance, and discipline issues. Administrators will continue the use of the annual parent, staff, and student survey to measure school climate and student safety. Da Vinci Communications seeks to maintain a positive school climate, parent and student engagement. Data gathered from surveys was used to reflect and improve school programs. Reports from the survey will be made public to parents. Specifically, the school will make greater effort to reach out to families	\$125,000.00	Yes

Action #	Title	Description	Total Funds	Contributing
		whose first language is not English, socio-economically disadvantaged families, and families who do not regularly interact with the school.		
6	Professional Development	Opportunities for staff to engage in professional development (consultants, trainings, conferences) in restorative practices, diversity/equity/inclusion, and culturally relevant instructional practices critical to increasing the success of Low-income pupils, English learners, foster youth, and redesignated fluent English proficient pupils.	\$20,000.00	Yes

## Goal Analysis [2021-22]

An analysis of how this goal was carried out in the previous year.

A description of any substantive differences in planned actions and actual implementation of these actions.

Analysis of the 2021-22 goals will occur during the 2022-23 update cycle.

An explanation of material differences between Budgeted Expenditures and Estimated Actual Expenditures.

Analysis of the 2021-22 goals will occur during the 2022-23 update cycle.

An explanation of how effective the specific actions were in making progress toward the goal.

Analysis of the 2021-22 goals will occur during the 2022-23 update cycle.

A description of any changes made to the planned goal, metrics, desired outcomes, or actions for the coming year that resulted from reflections on prior practice.

Analysis of the 2021-22 goals will occur during the 2022-23 update cycle.

**A report of the Estimated Actual Expenditures for last year's actions may be found in the Annual Update Expenditures Table.**

# Goals and Actions

## Goal

Goal #	Description
3	Da Vinci Communications will promote the achievement of all students in English Language Arts, particularly for low-income and English learner students, by working collaboratively with students, parents, teachers, and the community to review educational practices and research for the purpose of developing a more holistic definition of successful mastery and college readiness in this area, as well as identifying an evaluative approach that in future years will increase the readiness and opportunities available to our students upon graduation from high school.

An explanation of why the LEA has developed this goal.

To better serve our students and community and to ensure that each and every student has an equitable opportunity to develop and demonstrate a broader set of competency in English Language Arts that will increase their opportunities for success in college and/or career, we will partner with stakeholders to develop a more holistic definition of student success that includes not only state mandated CAASPP testing in 11th grade, but also more formative college prep testing via the PSAT in the years leading up to that as well. English Learners will continue to be annually evaluated on their progress on the Summative ELPAC, and growth will continue to be reported until students are eligible to be redesignated. We believe that involving and informing stakeholders, including students, parents, teachers and staff, about college readiness growth on the PSAT and ELPAC throughout the process will increase trust, buy-in and increased engagement in the adopted definition of student success in English Language Arts. We, as a school and a community, are no longer content with the status quo of evaluating student success in English Language Arts on a single exam in a single year and resolve to do our utmost to ensure increased opportunities for our students to demonstrate mastery and college readiness in multiple ways.

## Measuring and Reporting Results

Metric	Baseline	Year 1 Outcome	Year 2 Outcome	Year 3 Outcome	Desired Outcome for 2023–24
All students will demonstrate proficiency on CAASPP tests in English according to state standards.	On the 2019 CA School Dashboard, DVC students scored 19.3 points below standard in ELA, a decline of 36.3 points from the year before, for an Orange overall dashboard rating.				DVC will annually improve CAASPP distance from standard scores in English to earn and maintain a Blue or Green rating on the CA School Dashboard.

Metric	Baseline	Year 1 Outcome	Year 2 Outcome	Year 3 Outcome	Desired Outcome for 2023–24
Socioeconomically disadvantaged students and English Learners will demonstrate proficiency on CAASPP tests in English at rates comparable to the school as a whole.	On the 2019 CA School Dashboard, our 34 SEL students at DVC scored 47.8 points below standard in English, a decline of 38.7 points from the year before for a Red overall dashboard rating. DVC only had seven 11th grade EL students in 2019, which is not enough students to have scores reported on the CA Dashboard for that year.				DVC will annually improve CAASPP distance from standard scores in English to earn and maintain Blue or Green ratings for unduplicated subgroups on the CA School Dashboard.
DVC students will demonstrate college readiness in English as evidenced by Evidence based Reading & Writing (ERW) PSAT scores.	In Fall 2019, 60% of the 117 juniors tested met the benchmark on their ERW PSAT, and 9% of students were approaching benchmark, demonstrating that 69% of juniors were on track for college readiness in English.				PSAT ERW benchmark scores will improve and then maintain at a rate higher than 75%.
DVC students will demonstrate growth towards college readiness as measured by mean benchmarks and mean growth	DVC 2020 cohort growth: 22 students took the 2018 Fall PSAT, 2019 Spring SAT, and 2019 Fall SAT. These students exceeded the PSAT				DVC students will continue to meet benchmarks and projected mean scores on PSAT and SAT ERW exams.

Metric	Baseline	Year 1 Outcome	Year 2 Outcome	Year 3 Outcome	Desired Outcome for 2023–24
projections on PSAT/SAT Evidence based Reading & Writing (ERW) tests across their high school years.	ERW mean math benchmark score of 460 with a mean score of 470. They went on to demonstrate growth and scored a 500 mean on their Spring 2019 SAT ERW test, also meeting their projected mean score target of 470-510. On the Fall 2019 SAT ERW, they again demonstrated growth with a 510 mean score that met benchmark and projected mean score targets for that test as well.				
DVC EL students will make progress towards English Language Proficiency or maintain the highest ELPI level until they are eligible for reclassification.	On the 2019 CA School Dashboard, 54.5% of DVC EL students made progress towards English Language Proficiency. No color was awarded because this was the first year that the metric was evaluated and growth could not be determined, however our initial performance level was Low.				DVC will annually improve distance from standard scores to earn and maintain Blue or Green ratings for English Learner Progress on the CA School Dashboard.



## Actions

Action #	Title	Description	Total Funds	Contributing
1	Intervention and support classes in ELA	Students in need of English interventions will have access to intervention and support courses in their weekly schedules. Maintain and/or increase academic coaches and hours as needed to support students in ELA courses and outcomes. Unduplicated students will be intentionally reviewed and given priority in intervention opportunities.	\$12,500.00	Yes
2	Software for diagnostic testing and instructional support in ELA	Low-income pupils, English learners, foster youth, and redesignated fluent English proficient pupils will be provided diagnostic tests in ELA as soon as possible after they enroll to identify present reading and English language skills levels. Diagnostics tests are used to scaffold and differentiate instruction in the classroom to meet the needs of high needs students. Teachers analyze student data from standardized tests and mastery based grading to implement proper interventions as well as measure student growth.	\$10,000.00	Yes
3	Curriculum for instructional support in ELA	Internally developed curriculum to support reading intervention needs for all students.	\$0.00	No
4	PSAT/SAT test and prep course fees	To ensure success for low-income pupils, English learners, foster youth, and redesignated fluent English proficient pupils, SAT/ACT prep courses offered during the school day or before-school, after-school, or on school breaks or weekends. Course offered at no cost to unduplicated students.	\$12,500.00	Yes
5	Title 1 Coordinator	Teacher stipend for monitoring testing, support, and intervention around unduplicated students, including our English learners, and providing updates on data and interventions at School Site Council Meetings.	\$9,000.00	Yes

# Goal Analysis [2021-22]

An analysis of how this goal was carried out in the previous year.

A description of any substantive differences in planned actions and actual implementation of these actions.

Analysis of the 2021-22 goals will occur during the 2022-23 update cycle.

An explanation of material differences between Budgeted Expenditures and Estimated Actual Expenditures.

Analysis of the 2021-22 goals will occur during the 2022-23 update cycle.

An explanation of how effective the specific actions were in making progress toward the goal.

Analysis of the 2021-22 goals will occur during the 2022-23 update cycle.

A description of any changes made to the planned goal, metrics, desired outcomes, or actions for the coming year that resulted from reflections on prior practice.

Analysis of the 2021-22 goals will occur during the 2022-23 update cycle.

**A report of the Estimated Actual Expenditures for last year’s actions may be found in the Annual Update Expenditures Table.**

# Goals and Actions

## Goal

Goal #	Description
4	Da Vinci Communications will promote the achievement of all students in Mathematics, particularly for low-income and English learner students, by working collaboratively with students, parents, teachers, and the community to review educational practices and research for the purpose of developing a more holistic definition of successful mastery and college readiness in this area, as well as identifying an evaluative approach that in future years will increase the readiness and opportunities available to our students upon graduation from high school.

An explanation of why the LEA has developed this goal.

To better serve our students and community and to ensure that each and every student has an equitable opportunity to develop and demonstrate a broader set of competency in Mathematics that will increase their opportunities for success in college and/or career, we will partner with stakeholders to develop a more holistic definition of student success that includes not only state mandated CAASPP testing in 11th grade, but also more formative college prep testing via the PSAT in the years leading up to that as well. We believe that involving and informing stakeholders, including students, parents, teachers and staff, about college readiness growth on the PSAT throughout the process will increase trust, buy-in and increased engagement in the adopted definition of student success in Mathematics. We, as a school and a community, are no longer content with the status quo of evaluating student success in Mathematics on a single exam in a single year and resolve to do our utmost to ensure increased opportunities for our students to demonstrate mastery and college readiness in multiple ways.

## Measuring and Reporting Results

Metric	Baseline	Year 1 Outcome	Year 2 Outcome	Year 3 Outcome	Desired Outcome for 2023–24
All students will demonstrate proficiency on CAASPP tests in Mathematics according to state standards.	On the 2019 CA School Dashboard, DVC students scored 94 points below standard in Math, a decline of 21.3 points from the year before, for an Orange overall dashboard rating.				DVC will annually improve CAASPP distance from standard scores in Math to earn and maintain a Blue or Green rating on the CA School Dashboard.
Socioeconomically disadvantaged students and English	On the 2019 CA School Dashboard, our 34 SEL students				DVC will annually improve CAASPP distance from

Metric	Baseline	Year 1 Outcome	Year 2 Outcome	Year 3 Outcome	Desired Outcome for 2023–24
Learners will demonstrate proficiency on CAASPP tests in Mathematics at rates comparable to the school as a whole.	at DVC scored 118.5 points below standard in Math, a decline of 15 points from the year before for a Red overall dashboard rating. DVC only had seven 11th grade EL students tested in 2019, which is not enough students to have scores reported on the CA Dashboard for that year.				standard scores in Math to earn and maintain Blue or Green ratings for unduplicated subgroups on the CA School Dashboard.
DVC students will demonstrate college readiness in Mathematics as evidenced by PSAT scores.	In Fall 2019, 21% of the 117 juniors tested met the benchmark in Math, and 9% of students were approaching benchmark, demonstrating that 30% of juniors were on track for college readiness in Math.				PSAT Math Met& Approaching benchmark scores will improve and then maintain at a rate higher than 50%.
DVC students will demonstrate growth towards college readiness as measured by mean benchmarks and mean growth projections on PSAT/SAT Math tests	DVC 2020 cohort growth: 22 students took the 2018 Fall PSAT, 2019 Spring SAT, and 2019 Fall SAT. These students did not meet the PSAT Math mean math benchmark score of 510 with a				DVC students will continue to meet projected mean score and will improve to meet benchmark outcomes on PSAT and SAT Math exams.

Metric	Baseline	Year 1 Outcome	Year 2 Outcome	Year 3 Outcome	Desired Outcome for 2023–24
across their high school years.	mean score of 410. They did go on to demonstrate growth and scored a 440 mean on their Spring 2019 SAT Math test, which did not meet the 530 benchmark, but did meet their projected mean score target of 400-460. On the Fall 2019 SAT Math, they again demonstrated growth with a 470 mean score that did not meet benchmark but did meet projected mean score targets of 430-490.				

## Actions

Action #	Title	Description	Total Funds	Contributing
1	Intervention and support seminar programs in mathematics	Students in need of Math interventions will have access to intervention and support courses in their weekly schedules. Maintain and/or increase academic coaches and hours as needed to support students in Math courses and outcomes. Unduplicated students will be intentionally reviewed and given priority in intervention opportunities.	\$12,500.00	Yes
2	Software for diagnostic testing and instructional support in mathematics	Internal diagnostic tests are used to scaffold and differentiate instruction in the classroom to meet the needs of all learners. Teachers analyze student data from standardized tests and mastery based grading to implement proper interventions as well as measure	\$0.00	No

Action #	Title	Description	Total Funds	Contributing
		student growth. These tests are done at no additional cost to the school.		
3	Multi-Tiered Student Supports	Teachers receive stipends to coordinate student support systems at the grade-level. Through the use of a Multi-Tiered Systems of Support (MTSS) framework, students who are identified as needing academic and/or behavioral supports will be provided with interventions in appropriate tiers. Da Vinci Schools Data & Accountability staff work to support data collection, analysis, and structures to help ensure that high needs students have the interventions and resources that they need to be successful.	\$10,000.00	Yes
4	Curriculum for instructional support in math	Internally developed curriculum to support math intervention needs targeted for all Students	\$0.00	No
5	PSAT/SAT test and prep course fees	To ensure success for low-income pupils, English learners, foster youth, and redesignated fluent English proficient pupils, SAT/ACT prep courses offered during the school day or before-school, after-school, or on school breaks or weekends. Course offered at no cost to unduplicated students.	\$12,500.00	Yes

## Goal Analysis [2021-22]

An analysis of how this goal was carried out in the previous year.

A description of any substantive differences in planned actions and actual implementation of these actions.

Analysis of the 2021-22 goals will occur during the 2022-23 update cycle.

An explanation of material differences between Budgeted Expenditures and Estimated Actual Expenditures.

Analysis of the 2021-22 goals will occur during the 2022-23 update cycle.

An explanation of how effective the specific actions were in making progress toward the goal.

Analysis of the 2021-22 goals will occur during the 2022-23 update cycle.

A description of any changes made to the planned goal, metrics, desired outcomes, or actions for the coming year that resulted from reflections on prior practice.

Analysis of the 2021-22 goals will occur during the 2022-23 update cycle.

**A report of the Estimated Actual Expenditures for last year's actions may be found in the Annual Update Expenditures Table.**



# Goals and Actions

## Goal

Goal #	Description
5	Da Vinci Communications graduates will all have the opportunity to practice and develop the 21st century skills and habits of heart and mind necessary to be prepared for career and college opportunities after high school, graduate as life-long learners, and be passionate about their personal interests and successes as they leave DVC prepared for their college experiences and careers in their lives beyond graduation.

An explanation of why the LEA has developed this goal.

The state of California has only begun to establish standardized definitions of “student success” or “college and career readiness.” As such, the metrics included in the CA School Dashboard and the UC/CSU A-G requirements have become the de facto definition of success. At Da Vinci Communications, these metrics are only the beginning of the definition. Stakeholder feedback has noted that, while necessary, these measures simply are not sufficient to describe the broad-reaching skills, competencies, qualities, and mindsets young people will need to be successful in college, career, and civic life. Students must also be able to demonstrate 21st century skills (critical thinking & problem solving, communication, initiative, leadership, use of academic language, use of technology), social-emotional skills & habits of mind (accountability, connection, collaboration, evidence, integrity, quality), career and real-world learning opportunities, civic engagement, and more in order to be truly ready for life beyond high school.

## Measuring and Reporting Results

Metric	Baseline	Year 1 Outcome	Year 2 Outcome	Year 3 Outcome	Desired Outcome for 2023–24
Cohort graduation rate: DVC students will graduate within 4 years of starting high school.	DVC students have the option to postpone earning their diploma and enroll in Da Vinci Extension (DVX), Da Vinci’s 13th-year early college program established in 2015. 2 students from the class of 2019 (3.1% of the cohort) elected to enroll in DVX, which if added to our 90.6%				Cohort graduation rate (including DVX students) will be Very High by state standards (at least 95%).

Metric	Baseline	Year 1 Outcome	Year 2 Outcome	Year 3 Outcome	Desired Outcome for 2023–24
	graduation rate provides a corrected graduation rate of 93.7%. All DVX students from this cohort were enrolled in college courses during the 2019-20 school year.				
Cohort Drop out rate: DVC students will remain enrolled in school through graduation.	The 4-year cohort dropout rate for the class of 2020 was 1.4% (1 student).				The dropout rate will remain than 2%.
All DVC graduates will demonstrate college and career readiness.	On the 2019 CA School Dashboard, 72.1% of DVC students were rated by the state as Prepared, an increase of 13.3% from the year before, for a Blue overall dashboard rating.				DVC will maintain a Blue or Green rating on the College & Career indicator on the CA School Dashboard.
Socioeconomically disadvantaged students and English Learners will demonstrate college and career readiness at rates comparable to the school as a whole.	On the 2019 CA School Dashboard, 68.2% of DVC SED students were rated as prepared on the College & Career indicator, an increase of 21.1% from the previous year, for an overall Green rating on the dashboard for				DVC will improve or maintain prepared rates in College Readiness to earn and maintain Blue or Green ratings for unduplicated subgroups on the College & Career indicator on the CA School Dashboard.

Metric	Baseline	Year 1 Outcome	Year 2 Outcome	Year 3 Outcome	Desired Outcome for 2023–24
	SEL students. DVC only had eight 12th grade EL graduates in 2019, which is not enough students to have preparedness reported on the CA Dashboard for that year.				
All DVC students will have access to a broad course of study	94% of the class of 2020 graduating cohort were A-G eligible, demonstrating access to a broad course of study in all content areas.				DVC will maintain A-G course eligibility rates above 90%.
All DVC students will have access to CTE career education pathways.	42% of the class of 2020 graduating cohort completed a CTE course pathway.				DVC will increase and then maintain CTE pathway completion rates to remain above 50%.

## Actions

Action #	Title	Description	Total Funds	Contributing
1	Credit recovery	DVC will create and expand credit recovery courses within the school year as well as create additional sections for teachers (at the cost of a stipend) in order to differentiate and shrink some classes where we see the most need for our at-risk students. These courses and sections should increase the graduation rate and decrease the dropout rate as students receive needed credits to be on a path toward graduation. Low-income pupils, English learners, foster youth, and redesignated fluent English proficient pupils will be intentionally reviewed and given priority for recovery opportunities.	\$36,000.00	Yes

Action #	Title	Description	Total Funds	Contributing
<b>2</b>	Summer school programs	Summer school courses will be made available in core content area courses as determined by student needs. Low-income pupils, English learners, foster youth, and redesignated fluent English proficient pupils will be intentionally reviewed and given priority for summer school.	\$20,014.00	Yes
<b>3</b>	College courses & dual enrollment	College courses will be offered to as many students as possible. College counselors will work with students to communicate college course opportunities and support college course enrollment. Textbook purchases for courses offered on campus by local Community Colleges.	\$1,325.00	No
<b>4</b>	Career exploration/ CTE program, staffing, & credentialing costs	The real world learning programs at Da Vinci Schools bridge the gap between the classroom and the workplace in order to get students to and through college and into careers that they love. Real world learning (RWL) programs provide students with the skills needed in the workplace through industry partner-supported learning experiences such as project support, internships, mentorship, workshops, tours, and teacher professional development. CTE Pathways give students the opportunity for applied learning and the experiences that they need to be prepared to engage in careers beyond high school and college.	\$292,000.00	No
<b>5</b>	College & Career Readiness Counselor	Senior students provided with a College & Career Counselor to take them through the college application, financial aid application, and scholarship application process. Counselor gives priority to unduplicated students.	\$105,000.00	Yes
<b>6</b>	Partnerships with CTSOs & leadership development programs	Providing high needs and unduplicated students leadership development opportunities and training to increase student agency, motivation, and engagement.	\$10,000.00	Yes

Action #	Title	Description	Total Funds	Contributing
7	College & Career Field Trip Opportunities	Engage students in off-campus experiences to further understanding of post-high school options for college and career in conjunction with CTE pathways.	\$20,000.00	No

## Goal Analysis [2021-22]

An analysis of how this goal was carried out in the previous year.

A description of any substantive differences in planned actions and actual implementation of these actions.

Analysis of the 2021-22 goals will occur during the 2022-23 update cycle.

An explanation of material differences between Budgeted Expenditures and Estimated Actual Expenditures.

Analysis of the 2021-22 goals will occur during the 2022-23 update cycle.

An explanation of how effective the specific actions were in making progress toward the goal.

Analysis of the 2021-22 goals will occur during the 2022-23 update cycle.

A description of any changes made to the planned goal, metrics, desired outcomes, or actions for the coming year that resulted from reflections on prior practice.

Analysis of the 2021-22 goals will occur during the 2022-23 update cycle.

**A report of the Estimated Actual Expenditures for last year's actions may be found in the Annual Update Expenditures Table.**

## Increased or Improved Services for Foster Youth, English Learners, and Low-Income Students [2021-22]

Percentage to Increase or Improve Services	Increased Apportionment based on the Enrollment of Foster Youth, English Learners, and Low-Income students
8.8%	\$453,014

The Budgeted Expenditures for Actions identified as Contributing may be found in the Increased or Improved Services Expenditures Table.

### Required Descriptions

For each action being provided to an entire school, or across the entire school district or county office of education (COE), an explanation of (1) how the needs of foster youth, English learners, and low-income students were considered first, and (2) how these actions are effective in meeting the goals for these students.

Teacher professional development, Academic coaching support & Training for academic coach / paraeducators: Based on baseline data, Da Vinci Communications acknowledges that achievement gaps in ELA and Math CAASPP scores between unduplicated students and all students are a high priority as the distance from standard scores in both areas are lower for unduplicated groups than for all students and the color rating for socioeconomically disadvantaged students in both subjects was Red in 2019. Teachers participate in professional development geared specifically toward increasing the academic achievement of the unduplicated count students. Students will have access to academic coaching and tutoring support as needed to support their academic success. Unduplicated students will be given priority to tutoring opportunities. Tutoring training for classified staff providing services with the unduplicated count students getting priority. Based on these actions, we expect to see the achievement gap for our socioeconomically disadvantaged students decrease and our color rating to rise to Green or Blue over the next three years.

Advisory curriculum: Based on baseline data, Da Vinci Communications acknowledges that significant gaps in Suspension Rates between unduplicated students and all students are a high priority as both English Learner and socioeconomically disadvantaged subgroups are suspended at higher than average rates, and saw increases in their rates, and both were rated as Orange status in 2019. Creation and execution of an advisory curriculum that supports increased unduplicated student engagement and connection to other students and staff and supports their academic, behavioral, and college readiness success. A stipend will be paid for a teacher to plan and support advisory lessons, activities. Time will be dedicated to developing program needs, gathering lesson plans and activities for students, and disseminating curriculum to teachers. Based on increased engagement, we expect to see the suspension rate for our unduplicated student groups decline over the next three years so that our CA Dashboard rating is Green or Blue.

Extra-curricular activities including freshman Overnighter: Based on baseline data, Da Vinci Communications acknowledges that significant gaps in Suspension Rates between unduplicated students and all students are a high priority as both English Learner and

socioeconomically disadvantaged subgroups are suspended at higher than average rates, and saw increases in their rates, and both were rated as Orange status in 2019. Students will have community dialogues that increase student morale. Extracurricular programs and stipends or hourly wages for adults running programs will be offered. Freshmen students will participate in an overnighter trip prior to entering DVC to increase the connectedness of unduplicated students to the school culture. Additional grade-level experiences will be provided for students in 10th grade, 11th grade, and 12th grade, as well as specific experiences for transfer students. Based on increased engagement, we expect to see the suspension rate for our unduplicated student groups decline over the next three years so that our CA Dashboard rating is Green or Blue.

Administrative Staffing-Assistant Principal: Based on baseline data, Da Vinci Communications acknowledges that significant gaps in Suspension Rates between unduplicated students and all students are a high priority as both English Learner and socioeconomically disadvantaged subgroups are suspended at higher than average rates, and saw increases in their rates, and both were rated as Orange status in 2019. Students will have community dialogues that increase student morale. Extracurricular programs and stipends or hourly wages for adults running programs will be offered. Freshmen students will participate in an overnighter trip prior to entering DVC to increase the connectedness of unduplicated students to the school culture. Additional grade-level experiences will be provided for students in 10th grade, 11th grade, and 12th grade, as well as specific experiences for transfer students. Based on increased engagement, we expect to see the suspension rate for our unduplicated student groups decline over the next three years so that our CA Dashboard rating is Green or Blue.

Intervention and support classes in ELA & Math: Based on baseline data, Da Vinci Communications acknowledges that achievement gaps in ELA and Math CAASPP scores between unduplicated students and all students are a high priority as the distance from standard scores in both areas are lower for unduplicated groups than for all students and the color rating for socioeconomically disadvantaged students in both subjects was Red in 2019. Students in need of English & Math interventions will have access to intervention and support courses in their weekly schedules. Maintain and/or increase academic coaches and hours as needed to support students in ELA & Math courses and outcomes. Unduplicated students will be intentionally reviewed and given priority in intervention opportunities. Based on these actions, we expect to see the achievement gap for our socioeconomically disadvantaged students decrease and our color rating to rise to Green or Blue over the next three years.

Software for diagnostic testing and instructional support in ELA: Based on baseline data, Da Vinci Communications acknowledges that achievement gaps in ELA and Math CAASPP scores between unduplicated students and all students are a high priority as the distance from standard scores in both areas are lower for unduplicated groups than for all students and the color rating for socioeconomically disadvantaged students in both subjects was Red in 2019. Low-income pupils, English learners, foster youth, and redesignated fluent English proficient pupils will be provided diagnostic tests in ELA as soon as possible after they enroll to identify present reading and English language skills levels. Diagnostics tests are used to scaffold and differentiate instruction in the classroom to meet the needs of high needs students. Teachers analyze student data from standardized tests and mastery based grading to implement proper interventions as well as measure student growth. Based on these actions, we expect to see the achievement gap for our socioeconomically disadvantaged students decrease and our color rating to rise to Green or Blue over the next three years.

PSAT/SAT test and prep course fees: Despite strong baseline data in the area of College & Career Readiness where the gap between socioeconomically disadvantaged students and their peers is small and their overall rating is Green, Da Vinci Communications is aware of historical and persistent disparities for historically disadvantaged student populations in college preparedness and access. To ensure success for low-income pupils, English learners, foster youth, and redesignated fluent English proficient pupils, SAT/ACT prep courses offered during the school day or before-school, after-school, or on school breaks or weekends. Course offered at no cost to unduplicated



students. We expect to maintain Green or Blue ratings in this area, and believe that these actions are critical to ensuring that our highest needs students continue to remain prepared for college and that we continue to maintain Green or Blue ratings for all significant subgroups.

Title 1 Coordinator: Based on baseline data, Da Vinci Communications acknowledges that achievement gaps in ELA and Math CAASPP scores between unduplicated students and all students are a high priority as the distance from standard scores in both areas are lower for unduplicated groups than for all students and the color rating for socioeconomically disadvantaged students in both subjects was Red in 2019. This teacher stipend is for monitoring testing, support, and intervention around unduplicated students, including our English learners, and providing updates on data and interventions at School Site Council Meetings. Based on these actions, we expect to see the achievement gap for our socioeconomically disadvantaged students decrease and our color rating to rise to Green or Blue over the next three years.

Multi-Tiered Student Supports: Based on baseline data, Da Vinci Communications acknowledges that achievement gaps in ELA and Math CAASPP scores between unduplicated students and all students are a high priority as the distance from standard scores in both areas are lower for unduplicated groups than for all students and the color rating for socioeconomically disadvantaged students in both subjects was Red in 2019. Teachers receive stipends to coordinate student support systems at the grade-level. Through the use of a Multi-Tiered Systems of Support (MTSS) framework, students who are identified as needing academic and/or behavioral supports will be provided with interventions in appropriate tiers. Da Vinci Schools Data & Accountability staff work to support data collection, analysis, and structures to help ensure that high needs students have the interventions and resources that they need to be successful. Based on these actions, we expect to see the achievement gap for our socioeconomically disadvantaged students decrease and our color rating to rise to Green or Blue over the next three years.

Credit recovery/ Summer school: Based on baseline data, Da Vinci Communications acknowledges that achievement gaps in ELA and Math CAASPP scores between unduplicated students and all students are a high priority as the distance from standard scores in both areas are lower for unduplicated groups than for all students and the color rating for socioeconomically disadvantaged students in both subjects was Red in 2019. DVC will create and expand credit recovery courses within the school year as well as create additional sections for teachers (at the cost of a stipend) in order to differentiate and shrink some classes where we see the most need for our at-risk students. These courses and sections should increase the graduation rate and decrease the dropout rate as students receive needed credits to be on a path toward graduation. Summer school courses will be made available in core content area courses as determined by student needs. Low-income pupils, English learners, foster youth, and redesignated fluent English proficient pupils will be intentionally reviewed and given priority for credit recovery & summer school. Based on these actions, we expect to see the achievement gap for our socioeconomically disadvantaged students decrease and our color rating to rise to Green or Blue over the next three years.

College & Career Readiness Counselor and Partnerships with CTSOs & leadership development programs: Despite strong baseline data in the area of College & Career Readiness where the gap between socioeconomically disadvantaged students and their peers is small and their overall rating is Green, Da Vinci Communications is aware of historical and persistent disparities for historically disadvantaged student populations in college preparedness and access. Senior students provided with a College & Career Counselor to take them through the college application, financial aid application, and scholarship application process. This Counselor will give priority to unduplicated students. DVC will also provide high needs and unduplicated students leadership development opportunities and training to increase student agency, motivation, and engagement. We expect to maintain Green or Blue ratings in this area, and believe that these actions are critical to ensuring that our highest needs students continue to remain prepared for college and that we continue to maintain Green or Blue ratings for all significant subgroups.

A description of how services for foster youth, English learners, and low-income students are being increased or improved by the percentage required.

Low income, English Learners, and foster and homeless youth are some of the most vulnerable populations in the educational system today. This LCAP has taken into account the considerations and recommendations of our stakeholders, as well as taken a hard look at the inequities present in our baseline data, and seeks to find a multi-faceted solution to a complex set of challenges faced by students with diverse and individualized needs. In our review of previous services, actions, and results, we feel that critical changes needed to be made in the way that we assess and support our highest needs students. Based on our collaborative effort, we've added additional early diagnostic screeners and reading and math software to ensure that we catch struggling students sooner and close any educational gaps faster. This LCAP increases MTSS supports to help ensure ongoing progress monitoring throughout the school year to ensure that we are continuously aware and reflective on what's happening in our classrooms and able to be more responsive to immediate needs as they arise with additional academic coaches and paraprofessionals. This LCAP adds additional formative assessment opportunities to ensure that we're assessing academic progress in multiple ways in every grade level as well, rather than relying on a single CAASSP exam at the end of 11th grade to tell us how our students are doing. Our highest needs populations will also be better served behaviorally and socio-emotionally with additional counselors and administrative staff and professional learning opportunities for all staff that are focused on restorative practices, diversity/equity/inclusion, culturally relevant instructional practices and trauma informed care. Finally, we realize that the gaps that students face are not just in their high school experiences and not just limited to academics, so this LCAP has also added critical college and career exploration, experiences, and supports that will be most effective in serving our foster, homeless, English Learner, and low-income students who may not have the resources or social capital to access these opportunities without the additional supports that we provide. The increased and improved services outlined in this LCAP exceed the supplemental funds provided to us to serve our highest needs student populations, but because we prioritize their success and because these services are critical to that outcome, this LCAP allocates additional general funds, in addition to the designated supplemental funds, to these increased and improved actions as well.

## Total Expenditures Table

LCFF Funds	Other State Funds	Local Funds	Federal Funds	Total Funds
\$1,015,587.00	\$52,014.00		\$25,097.00	\$1,092,698.00

Totals:	Total Personnel	Total Non-personnel
Totals:	\$936,514.00	\$156,184.00

Goal	Action #	Student Group(s)	Title	LCFF Funds	Other State Funds	Local Funds	Federal Funds	Total Funds
1	1	All	Course Materials & Supplies for Project-Based Learning Activities	\$39,972.00			\$6,097.00	\$46,069.00
1	2	All	Teacher recruitment and credentialing support	\$3,000.00				\$3,000.00
1	3	English Learners Foster Youth Low Income	Teacher professional development				\$7,500.00	\$7,500.00
1	4	All	Teacher preparation time					
1	5	English Learners Foster Youth Low Income	Academic coaching support	\$60,000.00				\$60,000.00
1	6	English Learners Foster Youth Low Income	Training for academic coach / paraeducators				\$2,500.00	\$2,500.00
2	1	All	Parent/guardian engagement & communications	\$6,290.00				\$6,290.00
2	2	English Learners Foster Youth Low Income	Advisory curriculum	\$9,000.00				\$9,000.00
2	3	English Learners	Extra-curricular activities including freshman Overnighter	\$40,000.00				\$40,000.00
2	4	All	Counseling staffing	\$210,000.00				\$210,000.00
2	5	English Learners Foster Youth Low Income	Administrative Staffing-Assistant Principal	\$125,000.00				\$125,000.00

Goal	Action #	Student Group(s)	Title	LCFF Funds	Other State Funds	Local Funds	Federal Funds	Total Funds
2	6	English Learners Foster Youth Low Income	Professional Development	\$20,000.00				\$20,000.00
3	1	English Learners Foster Youth Low Income	Intervention and support classes in ELA	\$12,500.00				\$12,500.00
3	2	English Learners Foster Youth Low Income	Software for diagnostic testing and instructional support in ELA	\$10,000.00				\$10,000.00
3	3	All	Curriculum for instructional support in ELA					\$0.00
3	4	English Learners Foster Youth Low Income	PSAT/SAT test and prep course fees	\$12,500.00				\$12,500.00
3	5	English Learners Foster Youth Low Income	Title 1 Coordinator				\$9,000.00	\$9,000.00
4	1	English Learners Foster Youth Low Income	Intervention and support seminar programs in mathematics	\$12,500.00				\$12,500.00
4	2	All	Software for diagnostic testing and instructional support in mathematics					\$0.00
4	3	English Learners Foster Youth Low Income	Multi-Tiered Student Supports	\$10,000.00				\$10,000.00
4	4	All	Curriculum for instructional support in math					\$0.00
4	5	English Learners Foster Youth Low Income	PSAT/SAT test and prep course fees	\$12,500.00				\$12,500.00
5	1	English Learners Foster Youth Low Income	Credit recovery	\$36,000.00				\$36,000.00

Goal	Action #	Student Group(s)	Title	LCFF Funds	Other State Funds	Local Funds	Federal Funds	Total Funds
5	2	English Learners Foster Youth Low Income	Summer school programs		\$20,014.00			\$20,014.00
5	3	All	College courses & dual enrollment	\$1,325.00				\$1,325.00
5	4	All	Career exploration/ CTE program, staffing, & credentialing costs	\$260,000.00	\$32,000.00			\$292,000.00
5	5	English Learners Foster Youth Low Income	College & Career Readiness Counselor	\$105,000.00				\$105,000.00
5	6	English Learners	Partnerships with CTSOs & leadership development programs	\$10,000.00				\$10,000.00
5	7	All	College & Career Field Trip Opportunities	\$20,000.00				\$20,000.00

## Contributing Expenditures Tables

Totals by Type	Total LCFF Funds	Total Funds
<b>Total:</b>	\$475,000.00	\$514,014.00
<b>LEA-wide Total:</b>	\$475,000.00	\$514,014.00
<b>Limited Total:</b>	\$0.00	\$0.00
<b>Schoolwide Total:</b>	\$0.00	\$0.00

Goal	Action #	Action Title	Scope	Unduplicated Student Group(s)	Location	LCFF Funds	Total Funds
1	3	Teacher professional development	LEA-wide	English Learners Foster Youth Low Income	All Schools		\$7,500.00
1	5	Academic coaching support	LEA-wide	English Learners Foster Youth Low Income	All Schools	\$60,000.00	\$60,000.00
1	6	Training for academic coach / paraeducators	LEA-wide	English Learners Foster Youth Low Income	All Schools		\$2,500.00
2	2	Advisory curriculum	LEA-wide	English Learners Foster Youth Low Income	All Schools	\$9,000.00	\$9,000.00
2	3	Extra-curricular activities including freshman Overnighter	LEA-wide	English Learners	All Schools	\$40,000.00	\$40,000.00
2	5	Administrative Staffing-Assistant Principal	LEA-wide	English Learners Foster Youth Low Income	All Schools	\$125,000.00	\$125,000.00
2	6	Professional Development	LEA-wide	English Learners Foster Youth Low Income	All Schools	\$20,000.00	\$20,000.00

Goal	Action #	Action Title	Scope	Unduplicated Student Group(s)	Location	LCFF Funds	Total Funds
3	1	Intervention and support classes in ELA	LEA-wide	English Learners Foster Youth Low Income	All Schools	\$12,500.00	\$12,500.00
3	2	Software for diagnostic testing and instructional support in ELA	LEA-wide	English Learners Foster Youth Low Income	All Schools	\$10,000.00	\$10,000.00
3	4	PSAT/SAT test and prep course fees	LEA-wide	English Learners Foster Youth Low Income	All Schools	\$12,500.00	\$12,500.00
3	5	Title 1 Coordinator	LEA-wide	English Learners Foster Youth Low Income	All Schools		\$9,000.00
4	1	Intervention and support seminar programs in mathematics	LEA-wide	English Learners Foster Youth Low Income	All Schools	\$12,500.00	\$12,500.00
4	3	Multi-Tiered Student Supports	LEA-wide	English Learners Foster Youth Low Income	All Schools	\$10,000.00	\$10,000.00
4	5	PSAT/SAT test and prep course fees	LEA-wide	English Learners Foster Youth Low Income	All Schools	\$12,500.00	\$12,500.00
5	1	Credit recovery	LEA-wide	English Learners Foster Youth Low Income	All Schools	\$36,000.00	\$36,000.00
5	2	Summer school programs	LEA-wide	English Learners Foster Youth Low Income	All Schools		\$20,014.00
5	5	College & Career Readiness Counselor	LEA-wide	English Learners Foster Youth Low Income	All Schools	\$105,000.00	\$105,000.00
5	6	Partnerships with CTSOs & leadership development programs	LEA-wide	English Learners	All Schools	\$10,000.00	\$10,000.00





Annual Update Table Year 1 [2021-22]

Annual update of the 2021-22 goals will occur during the 2022-23 update cycle.

Last Year's Goal #	Last Year's Action #	Prior Action/Service Title	Contributed to Increased or Improved Services?	Last Year's Total Planned Expenditures	Total Estimated Actual Expenditures
			Totals:	Planned Expenditure Total	Estimated Actual Total
			Totals:		

# Instructions

[Plan Summary](#)

[Stakeholder Engagement](#)

[Goals and Actions](#)

[Increased or Improved Services for Foster Youth, English Learners, and Low-Income Students](#)

*For additional questions or technical assistance related to the completion of the LCAP template, please contact the local COE, or the California Department of Education's (CDE's) Local Agency Systems Support Office by phone at 916-319-0809 or by email at [lcff@cde.ca.gov](mailto:lcff@cde.ca.gov).*

## Introduction and Instructions

The Local Control Funding Formula (LCFF) requires LEAs to engage their local stakeholders in an annual planning process to evaluate their progress within eight state priority areas encompassing all statutory metrics (COEs have ten state priorities). LEAs document the results of this planning process in the Local Control and Accountability Plan (LCAP) using the template adopted by the State Board of Education.

The LCAP development process serves three distinct, but related functions:

- **Comprehensive Strategic Planning:** The process of developing and annually updating the LCAP supports comprehensive strategic planning (California *Education Code* [EC] 52064(e)(1)). Strategic planning that is comprehensive connects budgetary decisions to teaching and learning performance data. Local educational agencies (LEAs) should continually evaluate the hard choices they make about the use of limited resources to meet student and community needs to ensure opportunities and outcomes are improved for all students.
- **Meaningful Stakeholder Engagement:** The LCAP development process should result in an LCAP that reflects decisions made through meaningful stakeholder engagement (EC 52064(e)(1)). Local stakeholders possess valuable perspectives and insights about an LEA's programs and services. Effective strategic planning will incorporate these perspectives and insights in order to identify potential goals and actions to be included in the LCAP.
- **Accountability and Compliance:** The LCAP serves an important accountability function because aspects of the LCAP template require LEAs to show that they have complied with various requirements specified in the LCFF statutes and regulations, most notably:
  - Demonstrating that LEAs are increasing or improving services for foster youth, English learners, and low-income students in proportion to the amount of additional funding those students generate under LCFF (EC 52064(b)(4-6)).
  - Establishing goals, supported by actions and related expenditures, that address the statutory priority areas and statutory metrics (EC 52064(b)(1) & (2)).

- Annually reviewing and updating the LCAP to reflect progress toward the goals (*EC* 52064(b)(7)).

The LCAP template, like each LEA's final adopted LCAP, is a document, not a process. LEAs must use the template to memorialize the outcome of their LCAP development process, which should: (a) reflect comprehensive strategic planning (b) through meaningful engagement with stakeholders that (c) meets legal requirements, as reflected in the final adopted LCAP. The sections included within the LCAP template do not and cannot reflect the full development process, just as the LCAP template itself is not intended as a stakeholder engagement tool.

If a county superintendent of schools has jurisdiction over a single school district, the county board of education and the governing board of the school district may adopt and file for review and approval a single LCAP consistent with the requirements in *EC* sections 52060, 52062, 52066, 52068, and 52070. The LCAP must clearly articulate to which entity's budget (school district or county superintendent of schools) all budgeted and actual expenditures are aligned.

The revised LCAP template for the 2021–22, 2022–23, and 2023–24 school years reflects statutory changes made through Assembly Bill 1840 (Committee on Budget), Chapter 243, Statutes of 2018. These statutory changes enhance transparency regarding expenditures on actions included in the LCAP, including actions that contribute to meeting the requirement to increase or improve services for foster youth, English learners, and low-income students, and to streamline the information presented within the LCAP to make adopted LCAPs more accessible for stakeholders and the public.

At its most basic, the adopted LCAP should attempt to distill not just what the LEA is doing, but also allow stakeholders to understand why, and whether those strategies are leading to improved opportunities and outcomes for students. LEAs are strongly encouraged to use language and a level of detail in their adopted LCAPs intended to be meaningful and accessible for the LEA's diverse stakeholders and the broader public.

In developing and finalizing the LCAP for adoption, LEAs are encouraged to keep the following overarching frame at the forefront of the strategic planning and stakeholder engagement functions:

Given present performance across the state priorities and on indicators in the California School Dashboard, how is the LEA using its budgetary resources to respond to student and community needs, and address any performance gaps, including by meeting its obligation to increase or improve services for foster youth, English learners, and low-income students?

LEAs are encouraged to focus on a set of metrics or a set of actions that the LEA believes, based on input gathered from stakeholders, research, and experience, will have the biggest impact on behalf of its students.

These instructions address the requirements for each section of the LCAP, but may include information about effective practices when developing the LCAP and completing the LCAP itself. Additionally, information is included at the beginning of each section emphasizing the purpose that each section serves.

# Plan Summary

## Purpose

A well-developed Plan Summary section provides a meaningful context for the LCAP. This section provides information about an LEA's community as well as relevant information about student needs and performance. In order to provide a meaningful context for the rest of the LCAP, the content of this section should be clearly and meaningfully related to the content included in the subsequent sections of the LCAP.

## Requirements and Instructions

**General Information** – Briefly describe the students and community. For example, information about an LEA in terms of geography, enrollment, or employment, the number and size of specific schools, recent community challenges, and other such information as an LEA wishes to include can enable a reader to more fully understand an LEA's LCAP.

**Reflections: Successes** – Based on a review of performance on the state indicators and local performance indicators included in the Dashboard, progress toward LCAP goals, local self-assessment tools, stakeholder input, and any other information, what progress is the LEA most proud of and how does the LEA plan to maintain or build upon that success? This may include identifying specific examples of how past increases or improvements in services for foster youth, English learners, and low-income students have led to improved performance for these students.

**Reflections: Identified Need** – Referring to the Dashboard, identify: (a) any state indicator for which overall performance was in the “Red” or “Orange” performance category or any local indicator where the LEA received a “Not Met” or “Not Met for Two or More Years” rating AND (b) any state indicator for which performance for any student group was two or more performance levels below the “all student” performance. What steps is the LEA planning to take to address these areas of low performance and performance gaps? Other needs may be identified using locally collected data including data collected to inform the self-reflection tools and reporting local indicators on the Dashboard.

**LCAP Highlights** – Identify and briefly summarize the key features of this year's LCAP.

**Comprehensive Support and Improvement** – An LEA with a school or schools identified for comprehensive support and improvement (CSI) under the Every Student Succeeds Act must respond to the following prompts:

- **Schools Identified:** Identify the schools within the LEA that have been identified for CSI.
- **Support for Identified Schools:** Describe how the LEA has or will support the identified schools in developing CSI plans that included a school-level needs assessment, evidence-based interventions, and the identification of any resource inequities to be addressed through the implementation of the CSI plan.
- **Monitoring and Evaluating Effectiveness:** Describe how the LEA will monitor and evaluate the implementation and effectiveness of the CSI plan to support student and school improvement.

# Stakeholder Engagement

## Purpose

Significant and purposeful engagement of parents, students, educators, and other stakeholders, including those representing the student groups identified by LCFF, is critical to the development of the LCAP and the budget process. Consistent with statute, such stakeholder engagement should support comprehensive strategic planning, accountability, and improvement across the state priorities and locally identified priorities (EC 52064(e)(1)). Stakeholder engagement is an ongoing, annual process.

This section is designed to reflect how stakeholder engagement influenced the decisions reflected in the adopted LCAP. The goal is to allow stakeholders that participated in the LCAP development process and the broader public understand how the LEA engaged stakeholders and the impact of that engagement. LEAs are encouraged to keep this goal in the forefront when completing this section.

Statute and regulations specify the stakeholder groups that school districts and COEs must consult when developing the LCAP: teachers, principals, administrators, other school personnel, local bargaining units of the LEA, parents, and students. Before adopting the LCAP, school districts and COEs must share it with the Parent Advisory Committee and, if applicable, to its English Learner Parent Advisory Committee. The superintendent is required by statute to respond in writing to the comments received from these committees. School districts and COEs must also consult with the special education local plan area administrator(s) when developing the LCAP. Statute requires charter schools to consult with teachers, principals, administrators, other school personnel, parents, and students in developing the LCAP. The LCAP should also be shared with, and LEAs should request input from, schoolsite-level advisory groups, as applicable (e.g., schoolsite councils, English Learner Advisory Councils, student advisory groups, etc.), to facilitate alignment between schoolsite and district-level goals and actions.

Information and resources that support effective stakeholder engagement, define student consultation, and provide the requirements for advisory group composition, can be found under Resources on the following web page of the CDE's website: <https://www.cde.ca.gov/re/lc/>.

## Requirements and Instructions

Below is an excerpt from the 2018–19 *Guide for Annual Audits of K–12 Local Education Agencies and State Compliance Reporting*, which is provided to highlight the legal requirements for stakeholder engagement in the LCAP development process:

### **Local Control and Accountability Plan:**

For county offices of education and school districts only, verify the LEA:

- a) Presented the local control and accountability plan to the parent advisory committee in accordance with Education Code section 52062(a)(1) or 52068(a)(1), as appropriate.
- b) If applicable, presented the local control and accountability plan to the English learner parent advisory committee, in accordance with Education Code section 52062(a)(2) or 52068(a)(2), as appropriate.

- c) Notified members of the public of the opportunity to submit comments regarding specific actions and expenditures proposed to be included in the local control and accountability plan in accordance with Education Code section 52062(a)(3) or 52068(a)(3), as appropriate.
- d) Held at least one public hearing in accordance with Education Code section 52062(b)(1) or 52068(b)(1), as appropriate.
- e) Adopted the local control and accountability plan in a public meeting in accordance with Education Code section 52062(b)(2) or 52068(b)(2), as appropriate.

**Prompt 1:** “A summary of the stakeholder process and how the stakeholder engagement was considered before finalizing the LCAP.”

Describe the stakeholder engagement process used by the LEA to involve stakeholders in the development of the LCAP, including, at a minimum, describing how the LEA met its obligation to consult with all statutorily required stakeholder groups as applicable to the type of LEA. A sufficient response to this prompt must include general information about the timeline of the process and meetings or other engagement strategies with stakeholders. A response may also include information about an LEA’s philosophical approach to stakeholder engagement.

**Prompt 2:** “A summary of the feedback provided by specific stakeholder groups.”

Describe and summarize the stakeholder feedback provided by specific stakeholders. A sufficient response to this prompt will indicate ideas, trends, or inputs that emerged from an analysis of the feedback received from stakeholders.

**Prompt 3:** “A description of the aspects of the LCAP that were influenced by specific stakeholder input.”

A sufficient response to this prompt will provide stakeholders and the public clear, specific information about how the stakeholder engagement process influenced the development of the LCAP. The response must describe aspects of the LCAP that were influenced by or developed in response to the stakeholder feedback described in response to Prompt 2. This may include a description of how the LEA prioritized stakeholder requests within the context of the budgetary resources available or otherwise prioritized areas of focus within the LCAP. For the purposes of this prompt, “aspects” of an LCAP that may have been influenced by stakeholder input can include, but are not necessarily limited to:

- Inclusion of a goal or decision to pursue a Focus Goal (as described below)
- Inclusion of metrics other than the statutorily required metrics
- Determination of the desired outcome on one or more metrics
- Inclusion of performance by one or more student groups in the Measuring and Reporting Results subsection
- Inclusion of action(s) or a group of actions
- Elimination of action(s) or group of actions
- Changes to the level of proposed expenditures for one or more actions
- Inclusion of action(s) as contributing to increased or improved services for unduplicated services
- Determination of effectiveness of the specific actions to achieve the goal
- Determination of material differences in expenditures

- Determination of changes made to a goal for the ensuing LCAP year based on the annual update process
- Determination of challenges or successes in the implementation of actions

## Goals and Actions

### Purpose

Well-developed goals will clearly communicate to stakeholders what the LEA plans to accomplish, what the LEA plans to do in order to accomplish the goal, and how the LEA will know when it has accomplished the goal. A goal statement, associated metrics and expected outcomes, and the actions included in the goal should be in alignment. The explanation for why the LEA included a goal is an opportunity for LEAs to clearly communicate to stakeholders and the public why, among the various strengths and areas for improvement highlighted by performance data and strategies and actions that could be pursued, the LEA decided to pursue this goal, and the related metrics, expected outcomes, actions, and expenditures.

A well-developed goal can be focused on the performance relative to a metric or metrics for all students, a specific student group(s), narrowing performance gaps, or implementing programs or strategies expected to impact outcomes. LEAs should assess the performance of their student groups when developing goals and the related actions to achieve such goals.

### Requirements and Instructions

LEAs should prioritize the goals, specific actions, and related expenditures included within the LCAP within one or more state priorities. LEAs should consider performance on the state and local indicators, including their locally collected and reported data for the local indicators that are included in the Dashboard in determining whether and how to prioritize its goals within the LCAP.

In order to support prioritization of goals, the LCAP template provides LEAs with the option of developing three different kinds of goals:

- **Focus Goal:** A Focus Goal is relatively more concentrated in scope and may focus on a fewer number of metrics to measure improvement. A Focus Goal statement will be time bound and make clear how the goal is to be measured.
- **Broad Goal:** A Broad Goal is relatively less concentrated in its scope and may focus on improving performance across a wide range of metrics.
- **Maintenance of Progress Goal:** A Maintenance of Progress Goal includes actions that may be ongoing without significant changes and allows an LEA to track performance on any metrics not addressed in the other goals of the LCAP.

At a minimum, the LCAP must address all LCFF priorities and associated metrics.

### ***Focus Goal(s)***

**Goal Description:** The description provided for a Focus Goal must be specific, measurable, and time bound. An LEA develops a Focus Goal to address areas of need that may require or benefit from a more specific and data intensive approach. The Focus Goal can explicitly reference the metric(s) by which achievement of the goal will be measured and the time frame according to which the LEA expects to achieve the goal.

**Explanation of why the LEA has developed this goal:** Explain why the LEA has chosen to prioritize this goal. An explanation must be based on Dashboard data or other locally collected data. LEAs must describe how the LEA identified this goal for focused attention, including relevant consultation with stakeholders. LEAs are encouraged to promote transparency and understanding around the decision to pursue a focus goal.

***Broad Goal***

**Goal Description:** Describe what the LEA plans to achieve through the actions included in the goal. The description of a broad goal will be clearly aligned with the expected measurable outcomes included for the goal. The goal description organizes the actions and expected outcomes in a cohesive and consistent manner. A goal description is specific enough to be measurable in either quantitative or qualitative terms. A broad goal is not as specific as a focus goal. While it is specific enough to be measurable, there are many different metrics for measuring progress toward the goal.

**Explanation of why the LEA has developed this goal:** Explain why the LEA developed this goal and how the actions and metrics grouped together will help achieve the goal.

***Maintenance of Progress Goal***

**Goal Description:** Describe how the LEA intends to maintain the progress made in the LCFF State Priorities not addressed by the other goals in the LCAP. Use this type of goal to address the state priorities and applicable metrics not addressed within the other goals in the LCAP. The state priorities and metrics to be addressed in this section are those for which the LEA, in consultation with stakeholders, has determined to maintain actions and monitor progress while focusing implementation efforts on the actions covered by other goals in the LCAP.

**Explanation of why the LEA has developed this goal:** Explain how the actions will sustain the progress exemplified by the related metrics.

***Measuring and Reporting Results:***

For each LCAP year, identify the metric(s) that the LEA will use to track progress toward the expected outcomes. LEAs are encouraged to identify metrics for specific student groups, as appropriate, including expected outcomes that would reflect narrowing of any existing performance gaps.

Include in the baseline column the most recent data associated with this metric available at the time of adoption of the LCAP for the first year of the three-year plan. LEAs may use data as reported on the 2019 Dashboard for the baseline of a metric only if that data represents the most recent available (e.g. high school graduation rate).

Using the most recent data available may involve reviewing data the LEA is preparing for submission to the California Longitudinal Pupil Achievement Data System (CALPADS) or data that the LEA has recently submitted to CALPADS. Because final 2020–2021 outcomes on some metrics may not be computable at the time the 2021–24 LCAP is adopted (e.g. graduation rate, suspension rate), the most recent data available may include a point in time calculation taken each year on the same date for comparability purposes.

The baseline data shall remain unchanged throughout the three-year LCAP.

Complete the table as follows:



- **Metric:** Indicate how progress is being measured using a metric.
- **Baseline:** Enter the baseline when completing the LCAP for 2021–22. As described above, the baseline is the most recent data associated with a metric. Indicate the school year to which the data applies, consistent with the instructions above.
- **Year 1 Outcome:** When completing the LCAP for 2022–23, enter the most recent data available. Indicate the school year to which the data applies, consistent with the instructions above.
- **Year 2 Outcome:** When completing the LCAP for 2023–24, enter the most recent data available. Indicate the school year to which the data applies, consistent with the instructions above.
- **Year 3 Outcome:** When completing the LCAP for 2024–25, enter the most recent data available. Indicate the school year to which the data applies, consistent with the instructions above. The 2024–25 LCAP will be the first year in the next three-year cycle. Completing this column will be part of the Annual Update for that year.
- **Desired Outcome for 2023-24:** When completing the first year of the LCAP, enter the desired outcome for the relevant metric the LEA expects to achieve by the end of the 2023–24 LCAP year.

Timeline for completing the “**Measuring and Reporting Results**” part of the Goal.

Metric	Baseline	Year 1 Outcome	Year 2 Outcome	Year 3 Outcome	Desired Outcome for Year 3 (2023-24)
Enter information in this box when completing the LCAP for <b>2021–22</b> .	Enter information in this box when completing the LCAP for <b>2021–22</b> .	Enter information in this box when completing the LCAP for <b>2022–23</b> . Leave blank until then.	Enter information in this box when completing the LCAP for <b>2023–24</b> . Leave blank until then.	Enter information in this box when completing the LCAP for <b>2024–25</b> . Leave blank until then.	Enter information in this box when completing the LCAP for <b>2021–22</b> .

The metrics may be quantitative or qualitative; but at minimum, an LEA’s LCAP must include goals that are measured using all of the applicable metrics for the related state priorities, in each LCAP year as applicable to the type of LEA. To the extent a state priority does not specify one or more metrics (e.g., implementation of state academic content and performance standards), the LEA must identify a metric to use within the LCAP. For these state priorities, LEAs are encouraged to use metrics based on or reported through the relevant self-reflection tool for local indicators within the Dashboard.

**Actions:** Enter the action number. Provide a short title for the action. This title will also appear in the expenditure tables. Provide a description of the action. Enter the total amount of expenditures associated with this action. Budgeted expenditures from specific fund sources will be provided in the summary expenditure tables. Indicate whether the action contributes to meeting the increase or improved services requirement as described in the Increased or Improved Services section using a “Y” for Yes or an “N” for No. (Note: for each such action offered on an LEA-wide or schoolwide basis, the LEA will need to provide additional information in the Increased or Improved Summary Section to address the requirements in *California Code of Regulations*, Title 5 [5 CCR] Section 15496(b) in the Increased or Improved Services Section of the LCAP).

**Actions for English Learners:** School districts, COEs, and charter schools that have a numerically significant English learner student subgroup must include specific actions in the LCAP related to, at a minimum, the language acquisition programs, as defined in *EC* Section 306, provided to students and professional development activities specific to English learners.

**Actions for Foster Youth:** School districts, COEs, and charter schools that have a numerically significant Foster Youth student subgroup are encouraged to include specific actions in the LCAP designed to meet needs specific to Foster Youth students.

### **Goal Analysis:**

Enter the LCAP Year

Using actual annual measurable outcome data, including data from the Dashboard, analyze whether the planned actions were effective in achieving the goal. Respond to the prompts as instructed.

- Describe the overall implementation of the actions to achieve the articulated goal. Include a discussion of relevant challenges and successes experienced with the implementation process. This must include any instance where the LEA did not implement a planned action or implemented a planned action in a manner that differs substantively from how it was described in the adopted LCAP.
- Explain material differences between Budgeted Expenditures and Estimated Actual Expenditures. Minor variances in expenditures do not need to be addressed, and a dollar-for-dollar accounting is not required.
- Describe the effectiveness of the specific actions to achieve the articulated goal as measured by the LEA. In some cases, not all actions in a goal will be intended to improve performance on all of the metrics associated with the goal. When responding to this prompt, LEAs may assess the effectiveness of a single action or group of actions within the goal in the context of performance on a single metric or group of specific metrics within the goal that are applicable to the action(s). Grouping actions with metrics will allow for more robust analysis of whether the strategy the LEA is using to impact a specified set of metrics is working and increase transparency for stakeholders. LEAs are encouraged to use such an approach when goals include multiple actions and metrics that are not closely associated.
- Describe any changes made to this goal, expected outcomes, metrics, or actions to achieve this goal as a result of this analysis and analysis of the data provided in the Dashboard or other local data, as applicable.

## **Increased or Improved Services for Foster Youth, English Learners, and Low-Income Students**

### **Purpose**

A well-written Increased or Improved Services section provides stakeholders with a comprehensive description, within a single dedicated section, of how an LEA plans to increase or improved services for its unduplicated students as compared to all students and how LEA-wide or schoolwide actions identified for this purpose meet regulatory requirements. Descriptions provided should include sufficient detail yet be sufficiently succinct to promote a broader understanding of stakeholders to facilitate their ability to provide input. An LEA's description in this section must align with the actions included in the Goals and Actions section as contributing.

### **Requirements and Instructions**

This section must be completed for each LCAP year.

When developing the LCAP in year 2 or year 3, copy the "Increased or Improved Services" section and enter the appropriate LCAP year. Using the copy of the section, complete the section as required for the relevant LCAP year. Retain all prior year sections for each of the three years within the LCAP.

**Percentage to Increase or Improve Services:** Identify the percentage by which services for unduplicated pupils must be increased or improved as compared to the services provided to all students in the LCAP year as calculated pursuant to 5 CCR Section 15496(a)(7).

**Increased Apportionment based on the enrollment of Foster Youth, English Learners, and Low-Income Students:** Specify the estimate of the amount of funds apportioned on the basis of the number and concentration of unduplicated pupils for the LCAP year.

**Required Descriptions:**

**For each action being provided to an entire school, or across the entire school district or county office of education (COE), an explanation of (1) how the needs of foster youth, English learners, and low-income students were considered first, and (2) how these actions are effective in meeting the goals for these students.**

For each action included in the Goals and Actions section as contributing to the increased or improved services requirement for unduplicated pupils and provided on an LEA-wide or schoolwide basis, the LEA must include an explanation consistent with 5 CCR Section 15496(b). For any such actions continued into the 2021–24 LCAP from the 2017–2020 LCAP, the LEA must determine whether or not the action was effective as expected, and this determination must reflect evidence of outcome data or actual implementation to date.

**Principally Directed and Effective:** An LEA demonstrates how an action is principally directed towards and effective in meeting the LEA’s goals for unduplicated students when the LEA explains how:

- It considers the needs, conditions, or circumstances of its unduplicated pupils;
- The action, or aspect(s) of the action (including, for example, its design, content, methods, or location), is based on these considerations; and
- The action is intended to help achieve an expected measurable outcome of the associated goal.

As such, the response provided in this section may rely on a needs assessment of unduplicated students.

Conclusory statements that a service will help achieve an expected outcome for the goal, without an explicit connection or further explanation as to how, are not sufficient. Further, simply stating that an LEA has a high enrollment percentage of a specific student group or groups does not meet the increase or improve services standard because enrolling students is not the same as serving students.

For example, if an LEA determines that low-income students have a significantly lower attendance rate than the attendance rate for all students, it might justify LEA-wide or schoolwide actions to address this area of need in the following way:

After assessing the needs, conditions, and circumstances of our low-income students, we learned that the attendance rate of our low-income students is 7% lower than the attendance rate for all students. (Needs, Conditions, Circumstances [Principally Directed])

In order to address this condition of our low-income students, we will develop and implement a new attendance program that is designed to address some of the major causes of absenteeism, including lack of reliable transportation and food, as well as a school

climate that does not emphasize the importance of attendance. Goal N, Actions X, Y, and Z provide additional transportation and nutritional resources as well as a districtwide educational campaign on the benefits of high attendance rates. (Contributing Action(s))

These actions are being provided on an LEA-wide basis and we expect/hope that all students with less than a 100% attendance rate will benefit. However, because of the significantly lower attendance rate of low-income students, and because the actions meet needs most associated with the chronic stresses and experiences of a socio-economically disadvantaged status, we expect that the attendance rate for our low-income students will increase significantly more than the average attendance rate of all other students. (Measurable Outcomes [Effective In])

**COEs and Charter Schools:** Describe how actions included as contributing to meeting the increased or improved services requirement on an LEA-wide basis are principally directed to and effective in meeting its goals for unduplicated pupils in the state and any local priorities as described above. In the case of COEs and charter schools, schoolwide and LEA-wide are considered to be synonymous.

## **For School Districts Only:**

### **Actions Provided on an LEA-Wide Basis:**

***Unduplicated Percentage > 55%:*** For school districts with an unduplicated pupil percentage of 55% or more, describe how these actions are principally directed to and effective in meeting its goals for unduplicated pupils in the state and any local priorities as described above.

***Unduplicated Percentage < 55%:*** For school districts with an unduplicated pupil percentage of less than 55%, describe how these actions are principally directed to and effective in meeting its goals for unduplicated pupils in the state and any local priorities. Also describe how the actions **are the most effective use of the funds** to meet these goals for its unduplicated pupils. Provide the basis for this determination, including any alternatives considered, supporting research, experience, or educational theory.

### **Actions Provided on a Schoolwide Basis:**

School Districts must identify in the description those actions being funded and provided on a schoolwide basis, and include the required description supporting the use of the funds on a schoolwide basis.

**For schools with 40% or more enrollment of unduplicated pupils:** Describe how these actions are principally directed to and effective in meeting its goals for its unduplicated pupils in the state and any local priorities.

**For school districts expending funds on a schoolwide basis at a school with less than 40% enrollment of unduplicated pupils:** Describe how these actions are principally directed to and how the actions are the most effective use of the funds to meet its goals for foster youth, English learners, and low-income students in the state and any local priorities.

**“A description of how services for foster youth, English learners, and low-income students are being increased or improved by the percentage required.”**

Consistent with the requirements of 5 CCR Section 15496, describe how services provided for unduplicated pupils are increased or improved by at least the percentage calculated as compared to the services provided for all students in the LCAP year. To improve services means to grow services in quality and to increase services means to grow services in quantity. Services are increased or improved by those actions in the LCAP that are included in the Goals and Actions section as contributing to the increased or improved services requirement. This description must address how these action(s) are expected to result in the required proportional increase or improvement in services for unduplicated pupils as compared to the services the LEA provides to all students for the relevant LCAP year.

## Expenditure Tables

Complete the Data Entry table for each action in the LCAP. The information entered into this table will automatically populate the other Expenditure Tables. All information is entered into the Data Entry table. Do not enter data into the other tables.

The following expenditure tables are required to be included in the LCAP as adopted by the local governing board or governing body:

- Table 1: Actions
- Table 2: Total Expenditures
- Table 3: Contributing Expenditures
- Table 4: Annual Update Expenditures

The Data Entry table may be included in the LCAP as adopted by the local governing board or governing body, but is not required to be included.

In the Data Entry table, provide the following information for each action in the LCAP for the relevant LCAP year:

- **Goal #:** Enter the LCAP Goal number for the action.
- **Action #:** Enter the action's number as indicated in the LCAP Goal.
- **Action Title:** Provide a title of the action.
- **Student Group(s):** Indicate the student group or groups who will be the primary beneficiary of the action by entering "All", or by entering a specific student group or groups.
- **Increased / Improved:** Type "Yes" if the action **is** included as contributing to meeting the increased or improved services; OR, type "No" if the action is **not** included as contributing to meeting the increased or improved services.
- If "Yes" is entered into the Contributing column, then complete the following columns:

- **Scope:** The scope of an action may be LEA-wide (i.e. districtwide, countywide, or charterwide), schoolwide, or limited. An action that is LEA-wide in scope upgrades the entire educational program of the LEA. An action that is schoolwide in scope upgrades the entire educational program of a single school. An action that is limited in its scope is an action that serves only one or more unduplicated student groups.
- **Unduplicated Student Group(s):** Regardless of scope, contributing actions serve one or more unduplicated student groups. Indicate one or more unduplicated student groups for whom services are being increased or improved as compared to what all students receive.
- **Location:** Identify the location where the action will be provided. If the action is provided to all schools within the LEA, the LEA must indicate “All Schools”. If the action is provided to specific schools within the LEA or specific grade spans only, the LEA must enter “Specific Schools” or “Specific Grade Spans”. Identify the individual school or a subset of schools or grade spans (e.g., all high schools or grades K-5), as appropriate.
- **Time Span:** Enter “ongoing” if the action will be implemented for an indeterminate period of time. Otherwise, indicate the span of time for which the action will be implemented. For example, an LEA might enter “1 Year”, or “2 Years”, or “6 Months”.
- **Personnel Expense:** This column will be automatically calculated based on information provided in the following columns:
  - **Total Personnel:** Enter the total amount of personnel expenditures utilized to implement this action.
  - **Total Non-Personnel:** This amount will be automatically calculated.
- **LCFF Funds:** Enter the total amount of LCFF funds utilized to implement this action, if any. LCFF funds include all funds that make up an LEA’s total LCFF target (i.e. base grant, grade span adjustment, supplemental grant, concentration grant, Targeted Instructional Improvement Block Grant, and Home-To-School Transportation).
- **Other State Funds:** Enter the total amount of Other State Funds utilized to implement this action, if any.
- **Local Funds:** Enter the total amount of Local Funds utilized to implement this action, if any.
- **Federal Funds:** Enter the total amount of Federal Funds utilized to implement this action, if any.
- **Total Funds:** This amount is automatically calculated based on amounts entered in the previous four columns.

# Local Control and Accountability Plan (LCAP) Every Student Succeeds Act (ESSA) Federal Addendum Template

## LEA Name

Da Vinci Communications

## CDS Code:

19768690131128

## Link to the LCAP:

*(optional)*

## For which ESSA programs apply to your LEA?

Choose From:

### TITLE I, PART A

Improving Basic Programs Operated by  
State and Local Educational Agencies

### TITLE II, PART A

Supporting Effective Instruction

### TITLE IV, PART A

Student Support and Academic  
Enrichment Grants

*(note: This list only includes ESSA programs with LEA plan requirements; not all ESSA programs.)*

*In the following pages, ONLY complete the sections for the corresponding programs.*



## Instructions

The LCAP Federal Addendum is meant to supplement the LCAP to ensure that eligible LEAs have the opportunity to meet the Local Educational Agency (LEA) Plan provisions of the ESSA.

**The LCAP Federal Addendum Template must be completed and submitted to the California Department of Education (CDE) to apply for ESSA funding.** LEAs are encouraged to review the LCAP Federal Addendum annually with their LCAP, as ESSA funding should be considered in yearly strategic planning.

**The LEA must address the Strategy and Alignment prompts provided on the following page.**

**Each provision for each program must be addressed,** unless the provision is not applicable to the LEA.

In addressing these provisions, LEAs must provide a narrative that addresses the provision **within the LCAP Federal Addendum Template.**

Under State Priority Alignment, state priority numbers are provided to demonstrate where an ESSA provision aligns with state priorities. This is meant to assist LEAs in determining where ESSA provisions may already be addressed in the LEA's LCAP, as it demonstrates the LEA's efforts to support the state priorities.

The CDE emphasizes that **the LCAP Federal Addendum should not drive LCAP development.** ESSA funds are supplemental to state funds, just as the LCAP Federal Addendum supplements your LCAP. LEAs are encouraged to integrate their ESSA funds into their LCAP development as much as possible to promote strategic planning of all resources; however, this is not a requirement. In reviewing the LCAP Federal Addendum, staff will evaluate the LEA's responses to the ESSA plan provisions. There is no standard length for the responses. LEAs will be asked to clarify insufficient responses during the review process.

California's ESSA State Plan significantly shifts the state's approach to the utilization of federal resources in support of underserved student groups. This LCAP Federal Addendum provides LEAs with the opportunity to document their approach to maximizing the impact of federal investments in support of underserved students.

The implementation of ESSA in California presents an opportunity for LEAs to innovate with their federally-funded programs and align them with the priority goals they are realizing under the state's Local Control Funding Formula (LCFF).

LCFF provides LEAs flexibility to design programs and provide services that meet the needs of students in order to achieve readiness for college, career, and lifelong learning. The LCAP planning process supports continuous cycles of action, reflection, and improvement.

Please respond to the prompts below, and in the pages that follow, to describe the LEA's plan for making the best use of federal ESEA resources in alignment with other federal, state, and local programs as described in the LEA's LCAP.

## Strategy

Explain the LEA's strategy for using federal funds to supplement and enhance local priorities or initiatives funded with state funds, as reflected in the LEA's LCAP. This shall include describing the rationale/evidence for the selected use(s) of federal funds within the context of the LEA's broader strategy reflected in the LCAP.

The Da Vinci Communications (DVC) LCAP provides a pathway to support all students with a focus on our unduplicated pupil population (UPP). We use federal funds to supplement and enhance actions and services funded with state funds that are designed to close the achievement gap and support all students in meeting challenging state academic standards, as reflected in our LCAP. The DVC LCAP is arranged by three overarching areas of influence established by the LCAP committee and approved by the Governing Board:

1. Provide equitable conditions of learning to all students through safe and secure campuses, access to highly qualified teachers and required materials, and programs and courses that ensure students are college and career ready.
2. Ensure pupil outcomes that show continued academic growth in English Language Arts and Math for English Learners, socioeconomically disadvantaged students, and students in foster care at levels commensurate with the overall student population.
3. Increase parent and student engagement by growing parent participation in school activities and committees, lowering school suspension/expulsion rates and increasing overall student attendance levels particularly in the middle grades.

Federal title dollars work in conjunction with state supplemental dollars to enhance the supplemental actions which are organized as a Multi-Tiered System of Support (MTSS) to provide strategic and intensive interventions in support of the needs of underperforming student groups (such as Low Socioeconomic Disadvantaged, English Learner, and Foster/Homeless). Student needs are identified using state and local standardized assessments using a multiple measures philosophy; then, students are linked with a variety of supports based on those needs. Key LCAP actions to support these areas are: maintain full-time counselors support at all students (Goals 1 & 3), increase parent outreach and education and engagement (Goal 3), provide students with a college and career readiness through advisory period (Goal 3), increase the number of academic coaches providing support in core courses, Mathematics, and Language Arts (Goal 4), increase teacher collaboration supports in designing instruction for targeted students (Goal 1), and targeted support services to address high need students through credit recovery, tutoring, intervention, and summer school (Goal 2). The LCAP is intended to be a living and working document. The federal dollars are reviewed with the school's LCAP committees each year along with feedback shared through each school site's annual needs assessment and school-wide family surveys. The DVC reports to the school board regarding the Consolidated Application for federal funds each school year.

## Alignment

Describe the efforts that the LEA will take to align use of federal funds with activities funded by state and local funds and, as applicable, across different federal grant programs.

LCAP actions are determined by needs assessments and data analysis aimed at isolating causal factors for poor performance. Stakeholders review data and develop action plans to address those needs. Stakeholder groups include parents, students, community members, staff members, and employee groups. Formal stakeholder input and structure from high-risk groups is ensured through the School Site Council. Monitoring metrics are found throughout the LCAP attached to each of the ten major goals. Once needs are identified, qualifying funding is assigned to carry out the action. Federal funding is placed alongside state funding to enhance various actions.

## ESSA Provisions Addressed Within the LCAP

Within the LCAP an LEA is required to describe its goals, and the specific actions to achieve those goals, for each of the LCFF state priorities. In an approvable LCAP it will be apparent from the descriptions of the goals, actions, and services how an LEA is acting to address the following ESSA provisions through the aligned LCFF state priorities and/or the state accountability system.

## TITLE I, PART A

### Monitoring Student Progress Towards Meeting Challenging State Academic Standards

ESSA SECTION	STATE PRIORITY ALIGNMENT
1112(b)(1) (A–D)	1, 2, 4, 7, 8 ( <i>as applicable</i> )

Describe how the LEA will monitor students' progress in meeting the challenging state academic standards by:

- (A) developing and implementing a well-rounded program of instruction to meet the academic needs of all students;
- (B) identifying students who may be at risk for academic failure;
- (C) providing additional educational assistance to individual students the LEA or school determines need help in meeting the challenging State academic standards; and
- (D) identifying and implementing instructional and other strategies intended to strengthen academic programs and improve school conditions for student learning.

### Overuse in Discipline Practices that Remove Students from the Classroom

ESSA SECTION	STATE PRIORITY ALIGNMENT
1112(b)(11)	6 ( <i>as applicable</i> )

Describe how the LEA will support efforts to reduce the overuse of discipline practices that remove students from the classroom, which may include identifying and supporting schools with high rates of discipline, disaggregated by each of the student groups, as defined in Section 1111(c)(2).

### Career Technical and Work-based Opportunities

ESSA SECTION	STATE PRIORITY ALIGNMENT
1112(b)(12)(A–B)	2, 4, 7 ( <i>as applicable</i> )

If determined appropriate by the LEA, describe how such agency will support programs that coordinate and integrate:

- (A) academic and career and technical education content through coordinated instructional strategies, that may incorporate experiential learning opportunities and promote skills attainment important to in-demand occupations or industries in the State; and
- (B) work-based learning opportunities that provide students in-depth interaction with industry professionals and, if appropriate, academic credit.

**TITLE II, PART A**

**Title II, Part A Activities**

ESSA SECTION	STATE PRIORITY ALIGNMENT
2102(b)(2)(A)	1, 2, 4 <i>(as applicable)</i>

Provide a description of the activities to be carried out by the LEA under this Section and how these activities will be aligned with challenging State academic standards.

TITLE III, PART A

Parent, Family, and Community Engagement

ESSA SECTION	STATE PRIORITY ALIGNMENT
3116(b)(3)	3, 6 ( <i>as applicable</i> )

Describe how the eligible entity will promote parent, family, and community engagement in the education of English learners.

**ESSA Provisions Addressed in the Consolidated Application and Reporting System**

An LEA addresses the following ESSA provision as part of completing annual reporting through the Consolidated Application and Reporting System (CARS).

**TITLE I, PART A**

**Poverty Criteria**

ESSA SECTION(S)	STATE PRIORITY ALIGNMENT
1112(b)(4)	N/A

Describe the poverty criteria that will be used to select school attendance areas under Section 1113.

The percentage of Free and Reduced Priced Meals is used as the poverty criteria for Title I, Part A. Da Vinci Communications is a charter school that conducts a lottery for attendance.

## ESSA Provisions Not Addressed in the LCAP

For the majority of LEAs the ESSA provisions on the following pages do not align with state priorities. **Each provision for each program provided on the following pages must be addressed**, unless the provision is not applicable to the LEA. In addressing these provisions, LEAs must provide a narrative that addresses the provision **within this addendum**.

As previously stated, the CDE emphasizes that the LCAP Federal Addendum should not drive LCAP development. ESSA funds are supplemental to state funds, just as the LCAP Federal Addendum supplements your LCAP. LEAs are encouraged to integrate their ESSA funds into their LCAP development as much as possible to promote strategic planning of all resources; however, this is not a requirement. In reviewing the LCAP Federal Addendum, staff will evaluate the LEA's responses to the ESSA plan provisions. There is no standard length for the responses. LEAs will be asked to clarify insufficient responses during the review process.

### TITLE I, PART A

#### Educator Equity

ESSA SECTION 1112(b)(2)

Describe how the LEA will identify and address, as required under State plans as described in Section 1111(g)(1)(B), any disparities that result in low-income students and minority students being taught at higher rates than other students by ineffective, inexperienced, or out-of-field teachers.

#### THIS ESSA PROVISION IS ADDRESSED BELOW:

Da Vinci Communications does not have any disparities between that result in low-income students and minority students being taught at higher rates than other students by ineffective, inexperienced, or out-of-field teachers. The district has established policies and procedures in hiring practices that require all teachers be fully credentialed and working in their area of authorization.

#### Parent and Family Engagement

ESSA SECTIONS 1112(B)(3) AND 1112(B)(7)

Describe how the LEA will carry out its responsibility under Section 1111(d).

N/A

Describe the strategy the LEA will use to implement effective parent and family engagement under Section 1116.

#### THIS ESSA PROVISION IS ADDRESSED BELOW:

Da Vinci Communications has engaged in meaningful consultation with parents at every school through our School Site Councils (SSC), and through and Local Control Accountability Plan Committee (LCAP). At each site, the SSC develops a needs assessment for their school that drives the development of DVC LEA/Single Plans for Student Achievement (SPSA) in consultation with our site English Language Advisory Committees. These plans describe the methods and instructional strategies that strengthen each school's academic program, review intervention supports, and address the needs of all children to ultimately develop the budget for the site's Title I funding. Every year the DVC LEA/SPSA is evaluated by its respective site, and a new plan is developed and approved by the Board of Trustees. Through the LEA/SPSA, SSCs develop and implemented effective parent and family engagement strategies and programs focused on access to instruction (math, English-Language Arts, science), safety, and technology.

LCAP Plan committee (LCAP) to ensure the sites are providing appropriate supports to students and a thoughtful and relevant parent engagement program. A portion of DVC Title I funds are used to assist with coordination and facilitation of activities related to these areas of focus. The board policies and administrative regulations ensure parent and family engagement is taking place at the school.

There is an abundance of research supporting parent involvement in relation to positive student outcomes and, specifically, how such involvement acts as a predictor of early adolescents' school bonding and academic achievement. More specifically, several studies examine the ways in which immigrant parents' school involvement has been defined and implemented by schools, barriers to immigrant parents' involvement in schools, and the implications for the development and implementation of practices which promote immigrant parents' involvement in schools (Hajisoteriou, Christina, and Panayiotis Angelides. "Promoting immigrant parental involvement in culturally-diverse schools through a multiple perspectives approach." International Journal of Pedagogies and Learning 11.2 (2016): 145-162.). Based on research and input from school surveys, DVC has determined the need for the development of successful systems at all sites to increase low income and immigrant parent involvement at school/district events and as a part of stakeholder committee work via staff outreach in Spanish or other languages spoken by parents of English Learners and outreach via a parent engagement liaison. Our ongoing observations indicate that both outreach efforts are effective in connecting in increasing engagement of parents of low-income, English learners, and foster youth (Goal 3).

### **Schoolwide Programs, Targeted Support Programs, and Programs for Neglected or Delinquent Children** ESSA SECTIONS 1112(b)(5) and 1112(b)(9)

Describe, in general, the nature of the programs to be conducted by the LEA's schools under sections 1114 and 1115 and, where appropriate, educational services outside such schools for children living in local institutions for neglected or delinquent children, and for neglected and delinquent children in community day school programs.

N/A

Describe how teachers and school leaders, in consultation with parents, administrators, paraprofessionals, and specialized instructional support personnel, in schools operating a targeted assistance school program under Section 1115, will identify the eligible children most in need of services under this part.

### **THIS ESSA PROVISION IS ADDRESSED BELOW:**

Da Vinci Communications provides Title I services to Title 1 students. DVC is Schoolwide Title I, and per pupil allocations are provided to each site. Site expenditures are budgeted based on a comprehensive needs assessment conducted through the School Site Councils and defined in each school's Single Plan For Student Achievement. Site funds have been primarily spent on intervention support for students in reading and math, parent involvement activities, professional development for teachers, and intervention technology. Each year the effectiveness of the Title I funded programs are evaluated and data on the effectiveness of the plan are utilized in the development of the next year's plan.

### **Homeless Children and Youth Services**



## ESSA SECTION 1112(b)(6)

Describe the services the LEA will provide homeless children and youths, including services provided with funds reserved under Section 1113(c)(3)(A), to support the enrollment, attendance, and success of homeless children and youths, in coordination with the services the LEA is providing under the McKinney-Vento Homeless Assistance Act (42 United States Code 11301 et seq.).

### THIS ESSA PROVISION IS ADDRESSED BELOW:

When enrolling a student in Da Vinci Communications, parents are required to fill out a document regarding their primary residence. This document identifies students that are considered homeless based on their living arrangement. Once identified, the district identified Homeless Liaison coordinates activities with public and non-profit agencies to provide support as needed. Every child identified as homeless is immediately enrolled and provided full access to all district programs. The homeless status is kept confidential, and it is not available on the teacher user side of our student information system. Every site receives training on how to provide support for homeless students through the Homeless Liaison, and every school has certificated counselors that can provide site assistance for homeless students. All staff members are informed of the process at their school to assist homeless students through the school counselor.

Every year Title I funds are reserved for homeless services. Comparable services for homeless students relative to other students including core programs, intervention, counseling, and all other educational programs are provided, and additional services are provided as needed.

## Student Transitions

### ESSA SECTIONS 1112(b)(8), 1112(b)(10), and 1112(b)(10) (A–B)

Describe, if applicable, how the LEA will support, coordinate, and integrate services provided under this part with early childhood education programs at the LEA or individual school level, including plans for the transition of participants in such programs to local elementary school programs.

N/A

Describe, if applicable, how the LEA will implement strategies to facilitate effective transitions for students from middle grades to high school and from high school to postsecondary education including:

- (A) coordination with institutions of higher education, employers, and other local partners; and
- (B) increased student access to early college high school or dual or concurrent enrollment opportunities, or career counseling to identify student interests and skills.

### THIS ESSA PROVISION IS ADDRESSED BELOW:

Title I funding will be utilized for transition from middle school to Da Vinci Communication. Wiseburn middle school students visit every spring to assist incoming 9th-grade students in preparation for high school. During the visit, students are given detailed information on the high schools and provided enrollment information for the coming year.

## Additional Information Regarding Use of Funds Under this Part

### ESSA SECTION 1112(b)(13) (A–B)

Provide any other information on how the LEA proposes to use funds to meet the purposes of this part, and that the LEA determines appropriate to provide, which may include how the LEA will:

- (A) assist schools in identifying and serving gifted and talented students; and
- (B) assist schools in developing effective school library programs to provide students an opportunity to develop digital literacy skills and improve academic achievement.

**THIS ESSA PROVISION IS ADDRESSED BELOW:**

Title I funding is not utilized for GATE services to students identified as gifted and talented, or for direct library services. However, DVC offers a 1:1 laptop environment in which students learn and grow in the area of digital literacy in classes and tech labs. Such access both enhances learning and improves student achievement in core academic content areas. Digital citizenship and safety are taught as part of the curriculum and parent education meetings reinforce both safety and access to learning via technology. Instructional practices using digital learning are evaluated using state standardized testing results in which significant improvement is continually verified.

## **TITLE I, PART D**

### **Description of Program** ESSA SECTION 1423(1)

Provide a description of the program to be assisted [by Title I, Part D].

#### **THIS ESSA PROVISION IS ADDRESSED BELOW:**

N/A

### **Formal Agreements** ESSA SECTION 1423(2)

Provide a description of formal agreements, regarding the program to be assisted, between the LEA and correctional facilities and alternative school programs serving children and youth involved with the juvenile justice system, including such facilities operated by the Secretary of the Interior and Indian tribes.

#### **THIS ESSA PROVISION IS ADDRESSED BELOW:**

N/A

### **Comparable Education Program** ESSA SECTION 1423(3)

As appropriate, provide a description of how participating schools will coordinate with facilities working with delinquent children and youth to ensure that such children and youth are participating in an education program comparable to one operating in the local school such youth would attend.

#### **THIS ESSA PROVISION IS ADDRESSED BELOW:**

N/A

### **Successful Transitions** ESSA SECTION 1423(4)

Provide a description of the program operated by participating schools to facilitate the successful transition of children and youth returning from correctional facilities and, as appropriate, the types of services that such schools will provide such children and youth and other at-risk children and youth.

#### **THIS ESSA PROVISION IS ADDRESSED BELOW:**

N/A

### **Educational Needs** ESSA SECTION 1423(5)

Provide a description of the characteristics (including learning difficulties, substance abuse problems, and other special needs) of the children and youth who will be returning from correctional facilities and, as appropriate, other at-risk children and youth expected to be served by the program, and a description of how the school will coordinate existing educational programs to meet the unique educational needs of such children and youth.

**THIS ESSA PROVISION IS ADDRESSED BELOW:**

N/A

**Social, Health, and Other Services**

ESSA SECTION 1423(6)

As appropriate, provide a description of how schools will coordinate with existing social, health, and other services to meet the needs of students returning from correctional facilities, at-risk children or youth, and other participating children or youth, including prenatal health care and nutrition services related to the health of the parent and the child or youth, parenting and child development classes, child care, targeted reentry and outreach programs, referrals to community resources, and scheduling flexibility.

**THIS ESSA PROVISION IS ADDRESSED BELOW:**

N/A

**Postsecondary and Workforce Partnerships**

ESSA SECTION 1423(7)

As appropriate, provide a description of any partnerships with institutions of higher education or local businesses to facilitate postsecondary and workforce success for children and youth returning from correctional facilities, such as through participation in credit-bearing coursework while in secondary school, enrollment in postsecondary education, participation in career and technical education programming, and mentoring services for participating students.

**THIS ESSA PROVISION IS ADDRESSED BELOW:**

N/A

**Parent and Family Involvement**

ESSA SECTION 1423(8)

Provide a description of formal agreements, regarding the program to be assisted, between the

- (A) LEA; and
- (B) correctional facilities and alternative school programs serving children and youth involved with the juvenile justice system, including such facilities operated by the Secretary of the Interior and Indian tribes.

**THIS ESSA PROVISION IS ADDRESSED BELOW:**

N/A

**Program Coordination**

ESSA SECTION 1423(9–10)

Provide a description of how the program under this subpart will be coordinated with other Federal, State, and local programs, such as programs under title I of the Workforce Innovation and Opportunity Act and career and technical education programs serving at-risk children and youth.

Include how the program will be coordinated with programs operated under the Juvenile Justice and Delinquency Prevention Act of 1974 and other comparable programs, if applicable.

**THIS ESSA PROVISION IS ADDRESSED BELOW:**

N/A

**Probation Officer Coordination**

ESSA SECTION 1423(11)

As appropriate, provide a description of how schools will work with probation officers to assist in meeting the needs of children and youth returning from correctional facilities.

**THIS ESSA PROVISION IS ADDRESSED BELOW:**

N/A

**Individualized Education Program Awareness**

ESSA SECTION 1423(12)

Provide a description of the efforts participating schools will make to ensure correctional facilities working with children and youth are aware of a child's or youth's existing individualized education program.

**THIS ESSA PROVISION IS ADDRESSED BELOW:**

N/A

**Alternative Placements**

ESSA SECTIONS 1423(13)

As appropriate, provide a description of the steps participating schools will take to find alternative placements for children and youth interested in continuing their education but unable to participate in a traditional public school program.

**THIS ESSA PROVISION IS ADDRESSED BELOW:**

N/A

## **TITLE II, PART A**

### **Professional Growth and Improvement**

ESSA SECTION 2102(b)(2)(B)

Provide a description of the LEA's systems of professional growth and improvement, such as induction for teachers, principals, or other school leaders and opportunities for building the capacity of teachers and opportunities to develop meaningful teacher leadership.

#### **THIS ESSA PROVISION IS ADDRESSED BELOW:**

As a school with 39.2% poverty, Da Vinci Communications has developed and implements initiatives to assist in recruiting, hiring and retaining effective teachers that include working with local universities to provide a large pool of recruits, keeping a small student to teacher ratio. We also provide new teacher training in-house and support teachers and administrators in clearing their preliminary credentials via membership in a teacher induction program locally. In addition, DVC offers a salary scale that is highly competitive across the state to attract the best teachers with the most experience. Title II funding will be utilized to provide professional development beyond our core PD programs to teachers and administrators in building a system of support for excellent teaching and leading.

### **Prioritizing Funding**

ESSA SECTION 2102(b)(2)(C)

Provide a description of how the LEA will prioritize funds to schools served by the agency that are implementing comprehensive support and improvement activities and targeted support and improvement activities under Section 1111(d) and have the highest percentage of children counted under Section 1124(c).

#### **THIS ESSA PROVISION IS ADDRESSED BELOW:**

N/A

### **Data and Ongoing Consultation to Support Continuous Improvement**

ESSA SECTION 2102(b)(2)(D)

Provide a description of how the LEA will use data and ongoing consultation described in Section 2102(b)(3) to continually update and improve activities supported under this part.

#### **THIS ESSA PROVISION IS ADDRESSED BELOW:**

Da Vinci Communications has prioritized the need to maintain a comprehensive and consistent system for disaggregating and accessing student data allowing for in-depth analysis of low income, English Learner, Foster Youth and Re-designated Fluent English Proficient student performance across the school. The data system is necessary to identify and support individual student needs for unduplicated pupils. These data allow teachers and administrators to group and track progress for these students and to engage with parents and parent groups regarding the progress of unduplicated count students. Data is accessible online at the student, teacher and site levels. These data are used by School Site Councils and ELAC to update activities annually.

## **TITLE III, PART A**

### **Title III Professional Development**

ESSA SECTION 3115(c)(2)

Describe how the eligible entity will provide effective professional development to classroom teachers, principals and other school leaders, administrators, and other school or community-based organizational personnel.

**THIS ESSA PROVISION IS ADDRESSED BELOW:**

N/A

### **Enhanced Instructional Opportunities**

ESSA SECTIONS 3115(e)(1) and 3116

Describe how the eligible entity will provide enhanced instructional opportunities for immigrant children and youth.

**THIS ESSA PROVISION IS ADDRESSED BELOW:**

N/A

### **Title III Programs and Activities**

ESSA SECTIONS 3116(b)(1)

Describe the effective programs and activities, including language instruction educational programs, proposed to be developed, implemented, and administered under the subgrant that will help English learners increase their English language proficiency and meet the challenging State academic standards.

**THIS ESSA PROVISION IS ADDRESSED BELOW:**

N/A

### **English Proficiency and Academic Achievement**

ESSA SECTIONS 3116(b)(2)(A-B)

Describe how the eligible entity will ensure that elementary schools and secondary schools receiving funds under Subpart 1 assist English learners in:

- (C) achieving English proficiency based on the State's English language proficiency assessment under Section 1111(b)(2)(G), consistent with the State's long-term goals, as described in Section 1111(c)(4)(A)(ii); and
- (D) meeting the challenging State academic standards.

**THIS ESSA PROVISION IS ADDRESSED BELOW:**

N/A

## **TITLE IV, PART A**

### **Title IV, Part A Activities and Programs**

#### **ESSA SECTION 4106(e)(1)**

Describe the activities and programming that the LEA, or consortium of such agencies, will carry out under Subpart 1, including a description of:

- (A) any partnership with an institution of higher education, business, nonprofit organization, community-based organization, or other public or private entity with a demonstrated record of success in implementing activities under this subpart;
- (B) if applicable, how funds will be used for activities related to supporting well-rounded education under Section 4107;
- (C) if applicable, how funds will be used for activities related to supporting safe and healthy students under Section 4108;
- (D) if applicable, how funds will be used for activities related to supporting the effective use of technology in schools under Section 4109; and
- (E) the program objectives and intended outcomes for activities under Subpart 1, and how the LEA, or consortium of such agencies, will periodically evaluate the effectiveness of the activities carried out under this section based on such objectives and outcomes.

#### **THIS ESSA PROVISION IS ADDRESSED BELOW:**

In accordance with ESEA section Section 4107; Da Vinci Communications consulted with stakeholders through our School Site Council meetings as well as the WASC accreditation process and decided to use the \$10,000 grant funding to focus on: "Access to, and opportunities for, a well-rounded education for all students". Our schools focus on CTE pathways provides excellent educational opportunities in four different pathways that they might not normally have access to in high school. The grant money will be used to pay for the implementation and operation of said pathways at DVC: Multi-Media Production, Computer Science, Strategic Communications, and Journalism.