

Da Vinci Design

ADDRESS: 12501 S. Isis Avenue, Hawthorne, CA 90250 **PHONE:** (310) 725-5800

PRINCIPAL: Kate Parsons **GRADE RANGE:** K-12 **SCHEDULE:** Traditional **ENROLLMENT:** 650

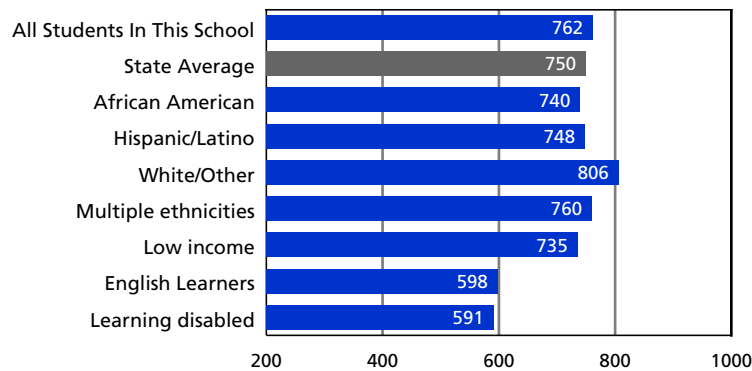
CALIFORNIA ACCOUNTABILITY

The state's education officials measure schools' performance using students' test scores. They combine standardized test results and measure progress year to year to calculate each school's Academic Performance Index (API).

Academic Performance Index (API)	762
Growth attained from prior year	+16
Met schoolwide growth target	Yes
Met growth targets for all groups of students	Yes

API

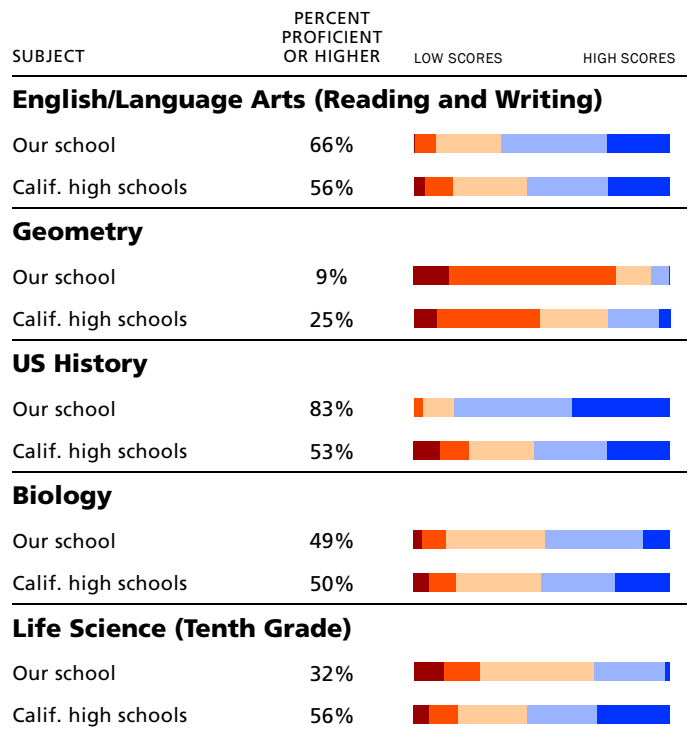
This graph shows our schoolwide API in comparison with the API for the average high school in the state. Our largest student subgroups' APIs appear below.



California Standards Tests

This series of tests is based on what California students are expected to know and learn at each grade level.

BAR GRAPHS BELOW SHOW THESE PROFICIENCY GROUPS (LEFT TO RIGHT):
 ■ FAR BELOW BASIC ■ BELOW BASIC ■ BASIC ■ PROFICIENT ■ ADVANCED



SOURCE: The scores for the California Standards Tests are from the spring 2013 test cycle. State averages represent high schools only.

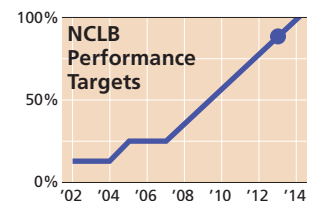
FEDERAL ACCOUNTABILITY

The federal accountability standard differs from California's. It requires schools to meet Adequate Yearly Progress (AYP). The AYP includes students' scores and participation rates on the high school exit exam (CAHSEE), along with the graduation rate and the API. If a school doesn't meet one of these criteria two years in a row, it is put in Program Improvement.

Made Adequate Yearly Progress (AYP)	No
Number of AYP targets met	14
Number of AYP targets school was required to meet	15
Is the school in Program Improvement (PI)?	No

SOURCE: API growth score and AYP from the 2013 test cycle. API and AYP current as of September 2013.

This year, high schools are expected to help 89 percent of their students score Proficient or higher on California's high school exit exam. This goal rises every year until 2014, when 100 percent of students are expected to reach this mark. As a result, increasing numbers of schools are falling short of this goal, and landing on the federal watch list known as Program Improvement.



Please go to <http://www.davincischools.org/> for more information about this school, including our School Accountability Report Card, or visit us at the school office.