

# Da Vinci Design

**ADDRESS:** 13500 Aviation Boulevard, Hawthorne, CA 90250 **PHONE:** (415) 725-5800

**PRINCIPAL:** Matthew Wunder **GRADE RANGE:** 9-10 **SCHEDULE:** Traditional **ENROLLMENT:** 305

## CALIFORNIA ACCOUNTABILITY

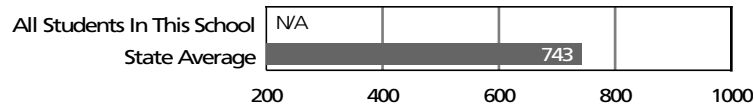
The state's education officials measure schools' performance using students' test scores. They combine standardized test results and measure progress year to year to calculate each school's Academic Performance Index (API).

<b>Academic Performance Index (API)</b>	<b>N/A *</b>
<b>Growth attained from prior year</b>	<b>N/A</b>
<b>Met schoolwide growth target</b>	<b>N/A</b>
<b>Met growth targets for all groups of students</b>	<b>N/A</b>

### API

The API is California's way of rating schools. Using student test scores, the API places schools on a scale from 200 to 1000. Please note that as of September 2011 our school had not been issued an API. The state expects schools to attain an API of 800 eventually.

We encourage you to look beyond the API to specific test results in math, English/language arts, social studies, and science to better understand how our students are doing.



\*This school does not have an API because for at least one 2011 STAR content area used in the API, there was not a large enough number of test takers (who were not exempt from testing).

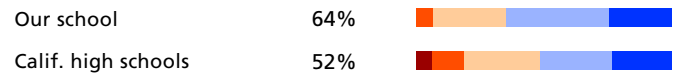
## California Standards Tests

This series of tests is based on what California students are expected to know and learn at each grade level.

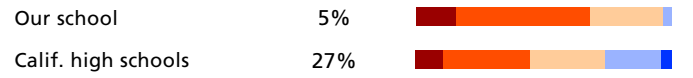
BAR GRAPHS BELOW SHOW THESE PROFICIENCY GROUPS (LEFT TO RIGHT):  
 ■ FAR BELOW BASIC ■ BELOW BASIC ■ BASIC ■ PROFICIENT ■ ADVANCED

SUBJECT	PERCENT PROFICIENT OR HIGHER	LOW SCORES	HIGH SCORES
---------	------------------------------	------------	-------------


### English/Language Arts (Reading and Writing)




### Geometry




### US History



### Biology



### Life Science (Tenth Grade)



SOURCE: The scores for the California Standards Tests are from the spring 2011 test cycle. State averages represent high schools only.

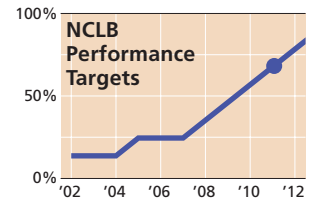
## FEDERAL ACCOUNTABILITY

The federal accountability standard differs from California's. It requires schools to meet Adequate Yearly Progress (AYP). The AYP includes students' scores and participation rates on the high school exit exam (CAHSEE), along with the graduation rate and the API. If a school doesn't meet one of these criteria two years in a row, it is put in Program Improvement.

<b>Made Adequate Yearly Progress (AYP)</b>	<b>No</b>
<b>Number of AYP targets met</b>	<b>8</b>
<b>Number of AYP targets school was required to meet</b>	<b>13</b>
<b>Is the school in Program Improvement (PI)?</b>	<b>No</b>

SOURCE: API growth score and AYP from the 2011 test cycle. API and AYP current as of September 2011.

Each year, schools are expected to help more students score Proficient or higher on the CAHSEE. The dot on the graph to the right marks the percentage of students that had to score Proficient or higher, schoolwide and by subgroup, in 2011 for the school to make AYP (66.7% in English/language arts and 66.1% in math).



Please go to <http://www.davincischools.org> for more information about this school, including our School Accountability Report Card, or visit us at the school office.